

job name:
 type:

sq.air™ spec sheet

material

housing

brake formed and welded aluminum.

diffuser

.25" virgin gloss white acrylic panels.

optics

reflector

.050 aluminum painted high reflectance powder coat matte white.

lamp lens

.125" P95 frost acrylic lens.

LED

custom LED board in 3000K, 3500K, or 4000K (80+ cri standard) optional 90cri (see below).
 under normal operating conditions, the LEDs employed are rated for >50,000hrs L70 (6.8K) per
 IES TM-21 from LM-80 test data. white power cord is standard with other color options listed below.

driver

integral, programmable, UL class P, class 2, universal input (120-277v), constant current,
 0-10v dimming, 1% minimum dimming level, PF >.9, THD <20%, protections include open and
 short circuit, overload and over temperature.

mounting

5"dia. spun steel canopy in satin white. four point vertical suspension of 12 ft long stainless steel cables
 attach to trim with field adjustable grippers that allow for exact AFF mounting heights.
 optional sq.air quad pod (see dwg.)

emergency

recommend use of inverter (by other).



catalog number


--	--	--	--


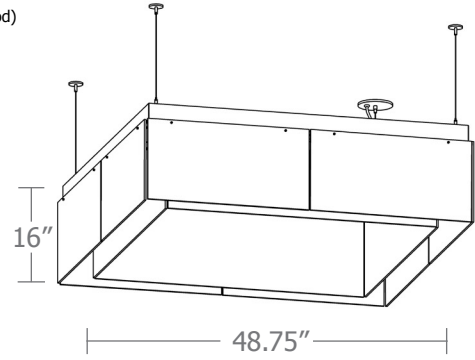
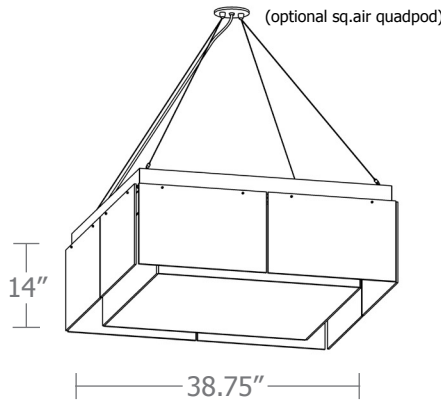
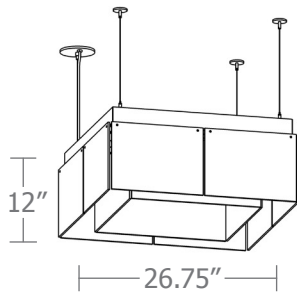
size	LED array	finish	options
P6826 (2ft) 26.75"dia X 12"ht	30LO 3000K 30HI 3000K	AP anodized paint BN brown BR brick red BS brass BU blue BZ bronze CP champagne FB flat black GM gun metal GR green MB military blue MN mint MW matte white OR orange PL purple RD red SB satin black SS satin silver TG textured gray TW textured white YO yellow	90CRI BKPC Black power cord and canopy SBPC Silver braid power cord and white canopy SQP sq.air quad pod
P6838* (3ft) 38.75"dia X 14"ht	35LO 3500K 35HI 3500K		
P6848** (4ft) 48.75"dia X 16"ht	40LO 4000K 40HI 4000K CL xxxx lm <small>custom lumens consult factory</small>		

* HI lumen requires structural mount
(fixture weighs over 50 lbs)

** LO and HI lumen require structural mount
(fixture weighs over 50 lbs)


premium finish
RAL specify RAL#






Cat No	Delivered Lumens	Watts		Amps	
		120V / 277V	120V	277V	
P6826 LO	2809	30	0.25	0.11	
P6826 HI	5461	55.8	0.47	0.20	
		ies file # 19457			
P6838 LO	3414	37	0.31	0.13	
P6838 HI	6827	73	.61	0.26	
P6848 LO	5300	59	.49	.21	
P6848 HI	9300	104	.87	.38	

*delivered lumens based on 4000K, 80+ cri (90cri multiplier .83)



Powder Coat Paint Finishes




MW matte white




CP champagne



YO yellow 1018



TW textured white



BZ bronze



RD red 3020




AP anodized paint




BS brass



BU blue 5017




SS satin silver



GM gun metal



OR orange 2011




TG textured gray



BR brick red



MN mint 6019




FB flat black



BN brown 8023



GR green 6018



SB satin black



MB military blue



PL purple 4005

For accurate color verification, actual finish samples are available upon request.

Premium Finishes*



RAL#

*Available on select series. Consult product submittal for availability.

