

job name:
 type:

bul.it XL™ spec sheet

material

housing

precision CNC spun .080" aluminum parabolic housing with bottom edge for added strength. standard powder coat paint finishes.

array platform

.080" spun aluminum.

bottom lens (optional)

.125" P95 frosted acrylic flat lens with 3 finger holes.

decorative ring (optional)

.125" colored acrylic ring.

optics

.050" spun aluminum conical reflector finished in high reflectance (>92%) matte white powder coat.

LED module

COB array in 3000K, 3500K, or 4000K. (call factory for 5000K) (80+ cri standard) optional 90cri (see below). under normal operating conditions, the LEDs employed are rated for >50,000hrs L70 (6.8K) per IES TM-21 from LM-80 test data.

driver

integral, programmable, UL class P, class 2, universal input (120-277v), constant current, 0-10v dimming, 1% minimum dimming level, PF > .9, THD <20%, protections include open and short circuit, overload and over temperature.

mounting

5" dia. spun steel canopy in satin white with 6ft stainless steel cable tripod and field adjustable grippers that allow for exact AFF mounting heights. or select 12ft adjustable suspension. (drawing below)

premium mountings

colored cloth cord (optional)

spun aluminum canopy painted to match fixture. ultrathin vertical stainless steel cable and field adjustable gripper that allow for exact AFF mounting heights. cloth-covered power cord color options listed below. cord requires special stripping tool (link).

power over cable (optional)

spun aluminum canopy painted to match fixture. Class 2 LED powered suspension system that suspends and powers the fixture with thin stainless steel copper-core conductive cables, providing a clean look without the need for a separate power cord. powered suspension requires cable cutter (link) specifically designed to cut stainless steel aircraft cable from 1/32" to 1/8".

emergency

recommend use of inverter (by other). optional WREM: wired for remote EM battery (by other). if using WHPC, SBPC, or BKPC cords, 2nd power cord required.


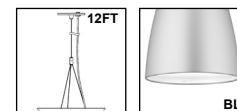


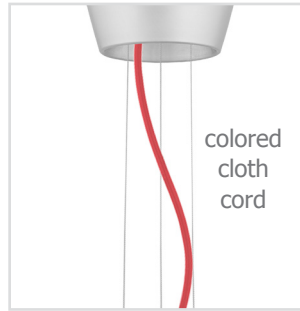
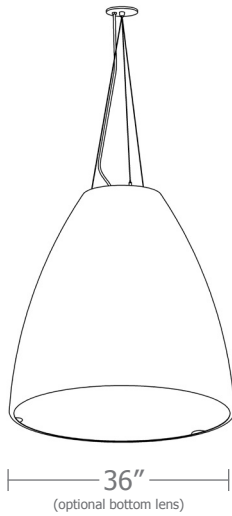
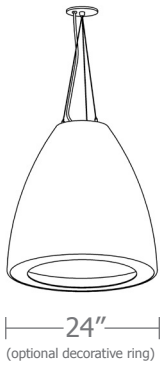
catalog number

--	--	--	--	--	--

size	CCT	lumens	painted finishes	power cord	options
P3324 24"dia X 24"ht	30 3000K	FX 2000 lm	BN brown	WHPC white power cord and canopy	6FT 72" cables
	35 3500K	LO 4000 lm	BR brick red	BKPC black power cord and canopy	12FT 12ft adjustable suspension*
	40 4000K	HI 6000 lm	BS brass	SBPC silver braid power cord and white canopy	90CRI
P3336 36"dia X 36"ht**		HX 7300 lm	BU blue		BL Bottom lens
		CL* xxxx lm custom lumens consult factory	BZ bronze	premium (driver canopy required) (not available w/ 12ft option)	DRA amber decorative ring
			CP champagne	BUPC blue cloth cord	DRB blue decorative ring
			FB flat black	ORPC orange cloth cord	DRF frost decorative ring
			GM gun metal	PLPC purple cloth cord	DRG green decorative ring
			GR green	RDPC red cloth cord	DRR red decorative ring
			MB military blue	WGPC white & gray dot cloth cord	DRY yellow decorative ring
			MN mint	POC power over cable	WREM wired for remote EM battery pack (by other) (see note above)
			MW matte white		*not available with premium power cords
			OR orange		
			PL purple		
			RD red		
			SB satin black		
			SS satin silver		
			TG textured gray		
			TW textured white		
			YO yellow		

premium finish
 RAL specify RAL#

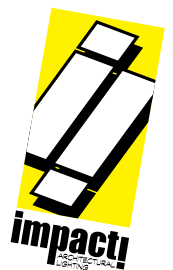






Cat No	Delivered* Lumens	Watts		Amps	
		120V / 277V	120V	277V	

P3324 FX	2000	20	.17	.07
P3324 LO	4000	38	.32	.14
P3324 HI	6000	51	.42	.18
P3324 HX	7300	63	.53	.23
P3336 FX	2000	20	.17	.07
P3336 LO	4000	38	.32	.14
P3336 HI	6000	51	.42	.18
		ies file # 19449		
P3336 HX	7300	63	.53	.23

*delivered lumens based on 4000K, 80+ cri (90cri multiplier .83)
BL multiplier .90



Powder Coat Paint Finishes




MW matte white



CP champagne



YO yellow 1018



TW textured white



BZ bronze



RD red 3020




AP anodized paint




BS brass



BU blue 5017




SS satin silver



GM gun metal



OR orange 2011




TG textured gray



BR brick red



MN mint 6019




FB flat black



BN brown 8023



GR green 6018



SB satin black



MB military blue



PL purple 4005

For accurate color verification, actual finish samples are available upon request.

Premium Finishes*



RAL#

*Available on select series. Consult product submittal for availability.

