

job name:
 type:

flt.maxx™ spec sheet

material

trim ring

precision CNC spun .063" aluminum. rolled bottom edge for added strength.

diffuser

.187" virgin matte white acrylic drop lens held in place with allen key set screws recessed into trim ring.

top lens

.125" vibrant gloss acrylic, available in a variety of colors and white. subtle glow.

optics

reflector

.050" aluminum array platform painted high reflectance (>92%) matte white powder coat provides 90% downlight.

LED

custom LED board in 3000K, 3500K, or 4000K (80+ cri standard) optional 90cri (see below). under normal operating conditions, the LEDs employed are rated for >50,000hrs L70 (6.8K) per IES TM-21 from LM-80 test data. white power cord is standard with other color options listed below.

driver


integral, programmable, UL class P, class 2, universal input (120-277v), constant current, 0-10v dimming, 1% minimum dimming level, PF >.9, THD <20%, protections include open and short circuit, overload and over temperature.

mounting

5" dia. spun steel canopy in satin white is designed to mount to a 4" octagon junction box (by other). 12' stainless steel cable connects to field adjustable collector. An array of cables branch off and attach to trim with adjustable grippers. cable system allows for exact AFF mounting heights. sloped ceiling adapter.

emergency


recommend use of inverter (by other).

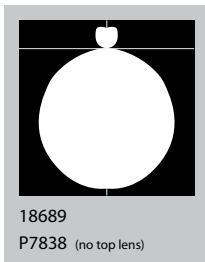
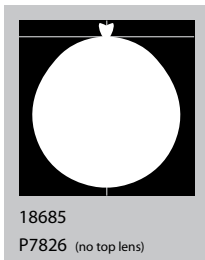
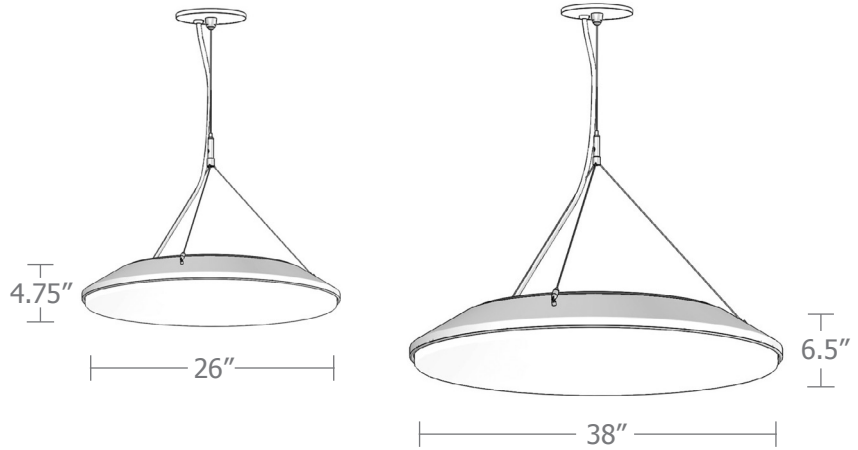


catalog number

<input type="text"/>	<input type="text"/>	<input type="text"/>	<input type="text"/>	<input type="text"/>
----------------------	----------------------	----------------------	----------------------	----------------------

size	top lens	LED array	finish	options
P7826 (2ft) 26"dia X 4.75"ht	A amber	30FX 3000K	AP anodized paint	90CRI
	B blue	30LO 3000K	BN brown	BKPC Black power cord and canopy
	R red	30HI 3000K	BR brick red	SBPC Silver braid power cord and white canopy
	W white	35FX 3500K	BS brass	
P7838 (3ft) 38"dia X 6.5"ht	N no top lens (10% up light)	35LO 3500K	BU blue	
		35HI 3500K	BZ bronze	
		40FX 4000K	CP champagne	
		40LO 4000K	FB flat black	
		40HI 4000K	GM gun metal	
		CL xxxx lm custom lumens consult factory	GR green	
			MB military blue	
			MN mint	
			MW matte white	
			OR orange	
			PL purple	
			RD red	
			SB satin black	
			SS satin silver	
			TG textured gray	
			TW textured white	
			YO yellow	
			premium finish	
			BA brushed aluminum	
			RAL specify RAL#	







Cat No	Delivered* Lumens	Watts		Amps	
		120V / 277V	120V	277V	277V
P7826 FX	2340	28	0.23	0.10	
P7826 LO	4680	57	.48	.21	
P7826 HI	7020	85	.71	.31	
		ies file # 18685 (no top lens)			
P7838 FX	4180	50	.42	.18	
P7838 LO	8360	101	.84	.36	
		ies file # 18688 (no top lens)			
P7838 HI	13370	162	1.35	.58	
		ies file # 18689 (no top lens)			

*delivered lumens based on 4000K, 80+ cri (90cri multiplier .83)

* consult factory for indirect lumens



Powder Coat Paint Finishes




MW matte white



CP champagne



YO yellow 1018




TW textured white




BZ bronze



RD red 3020




AP anodized paint




BS brass



BU blue 5017




SS satin silver



GM gun metal



OR orange 2011




TG textured gray



BR brick red



MN mint 6019




FB flat black



BN brown 8023



GR green 6018



SB satin black



MB military blue



PL purple 4005

For accurate color verification, actual finish samples are available upon request.

Premium Finishes*



BA brushed aluminum



RAL#

*Available on select series. Consult product submittal for availability.

