

9" tiki™ spec sheet

material

housing

two-piece precision CNC spun .063" aluminum. downlight housing with rolled bottom edge for added strength. inverted bell uplight element.

downlight array platform

.080" spun aluminum.

bottom lens (optional)

.125" P95 frosted acrylic concave dome with 3 finger holes. recesses slightly into fixture.

decorative ring (optional)

.125" colored acrylic ring. convex installation.

optics

.050" spun aluminum conical reflector finished in high reflectance (>92%) matte white powder coat.

LED module

COB array in 2700K, 3000K, 3500K, or 4000K. (call factory for 5000K) (80+ cri standard) optional 90cri (see below). under normal operating conditions, the LEDs employed are rated for >50,000hrs L70 (6.8K) per IES TM-21 from LM-80 test data.

driver

integral, class 2, universal input (120-277v), constant current, 0-10v dimming, 1% minimum dimming level, PF >.9, THD <20%, protections include open and short circuit, overload and over temperature.

mounting

5"dia. spun steel canopy in satin white with 6ft stainless steel cable tripod and field adjustable grippers that allow for exact AFF mounting heights. or select 12ft adjustable suspension. (drawing below)

finish

select from standard powder coat paint finishes or specify RAL# for custom colors.

emergency

recommend use of inverter (by other).

optional WREM: wired for remote EM battery (by other). if using WHPC, SBPC, or BKPC cords, 2nd power cord required.

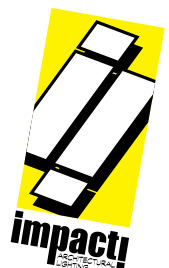

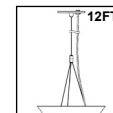


catalog number

P5109						
size	direct LED	indirect LED		painting finishes	power cord	options
P5109 9"dia X 11.25"ht see pages 2 & 3 for info on P5113 and P5117	CCT lumens 27 2700K LO 1125 lm 30 3000K HI 2250 lm 35 3500K HX 3155 lm 40 4000K	CCT lumens 27 2700K UP 1020 lm 30 3000K NUL no uplight 35 3500K 40 4000K	AP anodized paint BN brown BR brick red BS brass BU blue BZ bronze CP champagne FB flat black GM gun metal GR green MB military blue MN mint MW matte white OR orange PL purple RD red SB satin black SS satin silver TG textured gray TW textured white YO yellow	WHPC white power cord and canopy BKPC black power cord and canopy SBPC silver braid power cord and white canopy	6FT 72" cables 12FT 12ft adjustable suspension 90CRI BL Bottom lens DCDM dual circuit wiring on dimming direct/indirect (requires 2nd power cord) DRA amber decorative ring DRB blue decorative ring DRF frost decorative ring DRG green decorative ring DRR red decorative ring DRY yellow decorative ring WREM wired for remote EM battery pack (by other) (see note above)	

premium finish

RAL specify RAL#



job name:
 type:

13" tiki™ spec sheet

material

housing

two-piece precision CNC spun .063" aluminum. downlight housing with rolled bottom edge for added strength. inverted bell uplight element.

downlight array platform

.080" spun aluminum.

bottom lens (optional)

.125" P95 frosted acrylic concave dome with 3 finger holes. recesses slightly into fixture.

decorative ring (optional)

.125" colored acrylic ring. convex installation.

optics

.050" spun aluminum conical reflector finished in high reflectance (>92%) matte white powder coat.

LED module

COB array in 2700K, 3000K, 3500K, or 4000K. (call factory for 5000K) (80+ cri standard) optional 90cri (see below). under normal operating conditions, the LEDs employed are rated for >50,000hrs L70 (6.8K) per IES TM-21 from LM-80 test data. for dual circuit wiring on direct/indirect dimming luminaires, specify under options.

driver

integral, programmable, UL class P, class 2, universal input (120-277v), constant current, 0-10v dimming, 1% minimum dimming level, PF >.9, THD <20%, protections include open and short circuit, overload and over temperature.

mounting

5"dia. spun steel canopy in satin white with 6ft stainless steel cable tripod and field adjustable grippers that allow for exact AFF mounting heights. or select 12ft adjustable suspension. (drawing below)

finish

select from standard powder coat paint finishes listed below or specify RAL# for custom colors.

emergency

recommend use of inverter (by other).


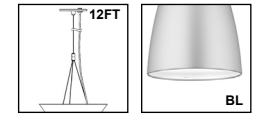
optional WREM: wired for remote EM battery (by other). if using WHPC, SBPC, or BKPC cords, 2nd power cord required.



catalog number

P5113						
size P5113 13"dia X 16"ht see page 3 for info on P5117	direct LED CCT lumens 27 2700K FX 1600 lm 30 3000K LO 2900 lm 35 3500K HI 3700 lm 40 4000K HX 5000 lm CL* xxxx lm custom lumens consult factory	indirect LED CCT lumens 27 2700K FX 850 lm 30 3000K LO 1600 lm 35 3500K HI 2200 lm 40 4000K NUL no uplight CL* xxxx lm custom lumens consult factory	painted finishes AP anodized paint BN brown BR brick red BS brass BU blue BZ bronze CP champagne FB flat black GM gun metal GR green MB military blue MN mint MW matte white OR orange PL purple RD red SB satin black SS satin silver TG textured gray TW textured white YO yellow	power cord WHPC white power cord and canopy BKPC black power cord and canopy SBPC silver braid power cord and white canopy	options 6FT 72" cables 12FT 12ft adjustable suspension 90CRI BL Bottom lens DCDM dual circuit wiring on dimming direct/indirect (requires 2nd power cord) DRA amber decorative ring DRB blue decorative ring DRF frost decorative ring DRG green decorative ring DRR red decorative ring DRY yellow decorative ring WREM wired for remote EM battery pack (by other) (see note above)	

premium finish
RAL specify RAL#



job name:
 type:

17" tiki™ spec sheet

material

housing

two-piece precision CNC spun .063" aluminum. downlight housing with rolled bottom edge for added strength. inverted bell uplight element.

downlight array platform

.080" spun aluminum.

bottom lens (optional)

.125" P95 frosted acrylic concave dome with 3 finger holes. recesses slightly into fixture.

decorative ring (optional)

.125" colored acrylic ring. convex installation.

optics

.050" spun aluminum conical reflector finished in high reflectance (>92%) matte white powder coat.

LED module

COB array in 2700K, 3000K, 3500K, or 4000K. (call factory for 5000K) (80+ cri standard) optional 90cri (see below). under normal operating conditions, the LEDs employed are rated for >50,000hrs L70 (6.8K) per IES TM-21 from LM-80 test data. for dual circuit wiring on direct/indirect dimming luminaires, specify under options.

driver

integral, programmable, UL class P, class 2, universal input (120-277v), constant current, 0-10v dimming, 1% minimum dimming level, PF >.9, THD <20%, protections include open and short circuit, overload and over temperature.

mounting

5"dia. spun steel canopy in satin white with 6ft stainless steel cable tripod and field adjustable grippers that allow for exact AFF mounting heights. or select 12ft adjustable suspension. (drawing below)

finish

select from standard powder coat paint finishes listed below or specify RAL# for custom colors.

emergency

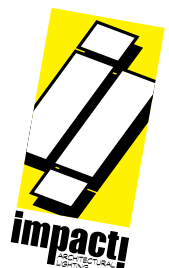
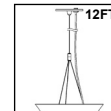
recommend use of inverter (by other).

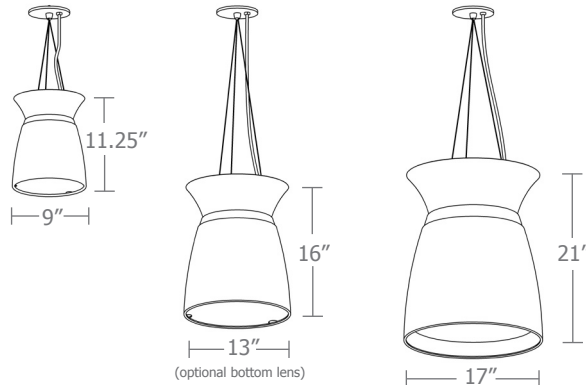
optional WREM: wired for remote EM battery (by other). if using WHPC, SBPC, or BKPC cords, 2nd power cord required.



catalog number

P5117						
size P5117 17"dia X 21"ht	direct LED CCT lumens 27 2700K FX 2500 lm 30 3000K LO 3500 lm 35 3500K HI 5000 lm 40 4000K HX 6000 lm CL* xxxx lm custom lumens consult factory	indirect LED CCT lumens 27 2700K FX 850 lm 30 3000K LO 1600 lm 35 3500K HI 2300 lm 40 4000K NUL no uplight CL* xxxx lm custom lumens consult factory	painted finishes AP anodized paint BN brown BR brick red BS brass BU blue BZ bronze CP champagne FB flat black GM gun metal GR green MB military blue MN mint MW matte white OR orange PL purple RD red SB satin black SS satin silver TG textured gray TW textured white YO yellow	power cord WHPC white power cord and canopy BKPC black power cord and canopy SBPC silver braid power cord and white canopy	options 6FT 72" cables 12FT 12ft adjustable suspension 90CRI BL Bottom lens DCDM dual circuit wiring on dimming direct/indirect (requires 2nd power cord) DRA amber decorative ring DRB blue decorative ring DRF frost decorative ring DRG green decorative ring DRR red decorative ring DRY yellow decorative ring WREM wired for remote EM battery pack	
			premium finish RAL specify RAL#			

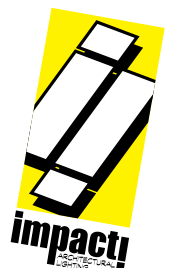
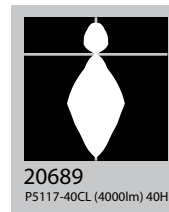

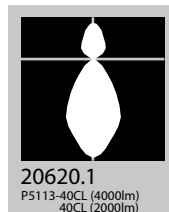
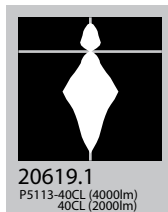
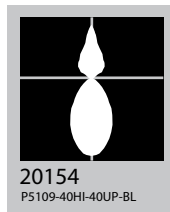






Cat No	Direct Delivered* Lumens	Watts		Amps		Indirect Delivered Lumens	Watts		Amps	
		120V/277V	120V	277V	120V/277V		120V	277V		
P5109 LO	1190	10	.08	.04		1082	10	.08	.04	
P5109 HI	2380	21	.17	.07		1082	10	.08	.04	
		ies file # 20155, 20154**								
P5109 HX	3333	29	.24	.10		1082	10	.08	.04	
P5113 FX	1600	14	.12	.05		866	8	.06	.03	
P5113 LO	2900	27	.22	.1		1600	15	.12	.05	
P5113 HI	3700	33	.27	.12		2200	20	.16	.07	
		ies file # 20619.1, 20620.1**						ies file # 20619.1		
P5113 HX	5000	40	.34	.15		2200	20	.16	.07	
P5117 FX	2500	24	.2	.08		850	8	.06	.03	
P5117 LO	3500	33	.27	.12		1600	15	.12	.05	
P5117 HI	5000	41	.35	.15		2300	22	.18	.08	
P5117 HX	6000	51	.43	.19		2300	22	.18	.08	

*delivered lumens based on 4000K, 80+ cri (90cri multiplier .83)

**includes bottom lens option and BL multiplier .90



Powder Coat Paint Finishes




MW matte white



CP champagne



YO yellow 1018



TW textured white



BZ bronze



RD red 3020




AP anodized paint




BS brass



BU blue 5017




SS satin silver



GM gun metal



OR orange 2011




TG textured gray



BR brick red



MN mint 6019




FB flat black



BN brown 8023



GR green 6018



SB satin black



MB military blue



PL purple 4005

For accurate color verification, actual finish samples are available upon request.

Premium Finishes*



RAL#

*Available on select series. Consult product submittal for availability.

