

job name:
 type:

12" yo.yo™ spec sheet

material

housing

three-piece precision CNC spun .063" aluminum.

bottom diffuser

.125" gloss white acrylic.

LED module

two COB light engines in 2700K, 3000K, 3500K, or 4000K. (call factory for 5000K) (80+ cri standard) optional 90cri (see below). under normal operating conditions, the LEDs employed are rated for >50,000hrs L70 (6.8K) per IES TM-21 from LM-80 test data.

driver

integral, programmable, UL class P, class 2, universal input (120-277v), constant current, 0-10v dimming, 1% minimum dimming level, PF > .9, THD <20%, protections include open and short circuit, overload and over temperature. (dual circuit dimming optional) (requires second power cord)

mounting

5"dia. spun steel canopy in satin white with 6ft stainless steel cable tripod and field adjustable grippers that allow for exact AFF mounting heights. or select 12ft adjustable suspension. (drawing below)

finish

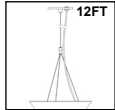
select from standard powder coat paint finishes or specify RAL# for custom colors.


emergency

recommend use of inverter (by other). optional WREM: wired for remote EM battery (by other). if using WHPC, SBPC, or BKPC cords, 2nd power cord required.



catalog number

P5012						
size	indirect LED		direct LED		options	
P5012 12"dia X 8"ht see page 2 for info on P5016	CCT	lumens	CCT	lumens	power cord	
	27	700 lm	27	400 lm	WHPC white power cord and canopy	
	30	1200 lm	30	700 lm	BKPC black power cord and canopy	
	35	2000 lm	35	900 lm	SBPC silver braid power cord and white canopy	
	40	4000K	40	4000K	6FT 72" cable	
					12FT 12ft adjustable suspension	
					90CRI	
					DCDM dual circuit wiring on dimming direct/indirect (requires 2nd power cord)	
					WREM wired for remote EM battery pack (by other) (see note above)	
						
					12FT	
					premium finish	
					RAL specify RAL#	
					AP anodized paint	
					BS brass	
					BU blue	
					BZ bronze	
					CP champagne	
					FB flat black	
					GM gun metal	
					MB military blue	
					MW matte white	
					OR orange	
					RD red	
					SB satin black	
					SS satin silver	
					TG textured gray	
					YO yellow	



job name:
 type:

16" yo.yo™ spec sheet

material

housing

three-piece precision CNC spun .063" aluminum.

bottom diffuser

.125" gloss white acrylic.

LED module

two COB light engines in 2700K, 3000K, 3500K, or 4000K. (call factory for 5000K) (80+ cri standard) optional 90cri (see below). under normal operating conditions, the LEDs employed are rated for >50,000hrs L70 (6.8K) per IES TM-21 from LM-80 test data.

driver

integral, programmable, UL class P, class 2, universal input (120-277v), constant current, 0-10v dimming, 1% minimum dimming level, PF >.9, THD <20%, protections include open and short circuit, overload and over temperature.

mounting

5"dia. spun steel canopy in satin white with 6ft stainless steel cable tripod and field adjustable grippers that allow for exact AFF mounting heights. or select 12ft adjustable suspension. (drawing below)

finish

select from standard powder coat paint finishes or specify RAL# for custom colors.

emergency

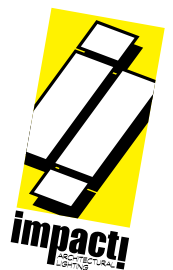
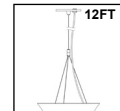
recommend use of inverter (by other).

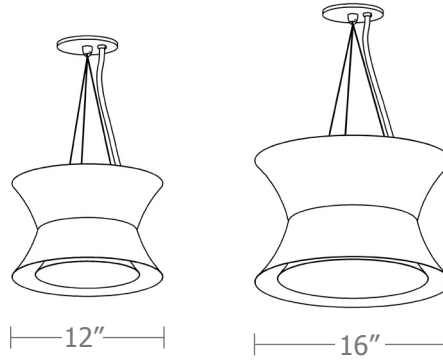
optional WREM: wired for remote EM battery (by other). if using WHPC, SBPC, or BKPC cords, 2nd power cord required.



catalog number

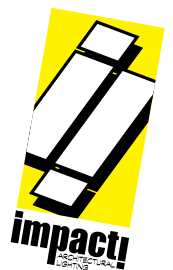
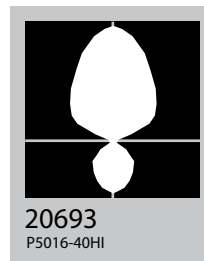
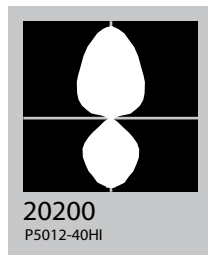
P5016						
size	indirect LED	direct LED	power cord	options		
P5016 16.25"dia X 10.25"ht	CCT lumens	CCT lumens	WHPC white power cord and canopy	6FT 72" cable		
	27 2700K FX 700 lm	27 2700K FX 400 lm	BKPC black power cord and canopy	12FT 12ft adjustable suspension		
	30 3000K LO 1800 lm	30 3000K LO 800 lm	SBPC silver braid power cord and white canopy	90CRI		
	35 3500K HI 3000 lm	35 3500K HI 1150 lm		DCDM dual circuit wiring on dimming direct/indirect (requires 2nd power cord)		
	40 4000K	40 4000K		WREM wired for remote EM battery pack (by other) (see note above)		
			AP anodized paint			
			BS brass			
			BU blue			
			BZ bronze			
			CP champagne			
			FB flat black			
			GM gun metal			
			MB military blue			
			MW matte white			
			OR orange			
			RD red			
			SB satin black			
			SS satin silver			
			TG textured gray			
			YO yellow			
			premium finish			
			RAL specify RAL#			






Cat No	Indirect Delivered* Lumens	Watts		Amps		Direct Delivered Lumens	Watts		Amps	
		120V/277V	120V	277V	120V/277V		120V	277V		
P5012 FX	700	7				400	7			
P5012 LO	1200	12				700	12			
P5012 HI	2000	21				900	16			
		ies file # 20200								
P5016 FX	700	7				400	7			
P5016 LO	1800	19				800	14			
P5016 HI	3000	30				1150	21			
		ies file # 20693								

*delivered lumens based on 4000K, 80+ cri (90cri multiplier .83)



Powder Coat Paint Finishes



MW matte white



AP anodized paint



SS satin silver



TG textured gray




FB flat black



SB satin black



CP champagne



BZ bronze



GM gun metal



OR orange 2011



BU blue 5017



BS brass



RD red 3020



YO yellow 1018



MB military blue

For accurate color verification, actual finish samples are available upon request.

Premium Finishes*



RAL#

*Available on select series. Consult product submittal for availability.

