

job name:   
 type:

## mel.o iii™ spec sheet

### driver housing / power head

extruded aluminum with silver anodized or black anodized finish, acts as heat sink as well. also available in painted finishes listed below.

### diffuser

.25" parabolic matte white acrylic with .125" matte white acrylic convex diffuser and .187" pattern 12 prismatic clear acrylic concave dome.

### bottom lens (optional)

P95 frosted acrylic bottom lens solvent welded to bottom of parabolic diffuser.

### LED module

COB array in 2700K, 3000K, 3500K, or 4000K. (call factory for 5000K) (80+ cri standard) optional 90cri (see below). under normal operating conditions, the LEDs employed are rated for >50,000hrs L70 (6.8K) per IES TM-21 from LM-80 test data.

### driver

integral, programmable, UL class P, class 2, universal input (120-277v), constant current, 0-10v dimming, 1% minimum dimming level, PF >.9, THD <20%, protections include open and short circuit, overload and over temperature.

### mounting

5" dia. spun steel canopy in satin white with single or dual stainless steel cables and field adjustable grippers that allow for exact AFF mounting heights.

### premium mountings

#### colored cloth cord (optional)

extruded aluminum canopy painted to match fixture. ultrathin vertical stainless steel cable and field adjustable gripper that allow for exact AFF mounting heights. cloth-covered power cord color options listed below. cord requires special stripping tool (link).

#### power over cable (optional)

extruded aluminum canopy painted to match fixture. Class 2 LED powered suspension system that suspends and powers the fixture with thin stainless steel copper-core conductive cables, providing a clean look without the need for a separate power cord. powered suspension requires cable cutter (link) specifically designed to cut stainless steel aircraft cable from 1/32" to 1/8".

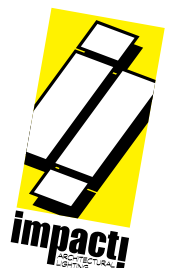
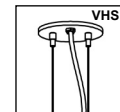
### emergency


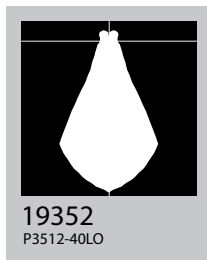

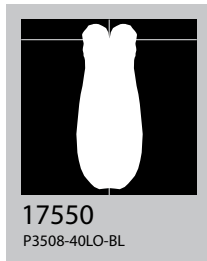



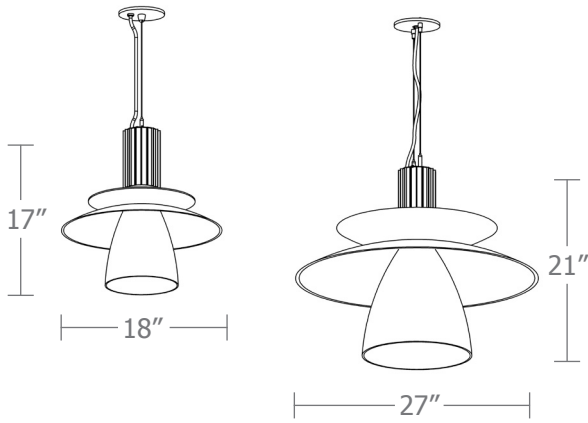
recommend use of inverter (by other). optional WREM: wired for remote EM battery (by other). if using WHPC, SBPC or BKPC cords, 2nd power cord required.



## catalog number

size	concave dome	CCT	lumens	anodized finishes	power cord	options
<b>P8718</b> 18" dia X 17" ht	<b>P</b> prismatic	<b>27</b> 2700K	<b>FX</b> 1750 lm	<b>AN</b> silver anodized	<b>WHPC</b> white power cord and canopy	<b>3FT</b> 36" cable
<b>P8727</b> 27" dia X 21" ht		<b>30</b> 3000K	<b>LO</b> 2500 lm	<b>ANB</b> anodized black	<b>BKPC</b> black power cord and canopy	<b>6FT</b> 72" cable
		<b>35</b> 3500K	<b>HI</b> 3200 lm	<b>BS</b> brass	<b>SBPC</b> silver braid power cord and white canopy	<b>12FT</b> 144" cable*
		<b>40</b> 4000K	<b>HX</b> 4350 lm	<b>BU</b> blue	<b>premium</b> (driver canopy required) (not available w/ 12ft option)	<b>90CRI</b>
			<b>CL</b> * xxxx lm * custom lumens consult factory	<b>BZ</b> bronze	<b>BUPC</b> blue cloth cord	<b>BL</b> frosted acrylic bottom lens, solvent welded.
				<b>CP</b> champagne	<b>ORPC</b> orange cloth cord	<b>VHS</b> 2-point vertical hanging system
				<b>GM</b> gun metal	<b>PLPC</b> purple cloth cord	<b>WREM</b> wired for remote EM battery pack (by other) (see note above)
				<b>MB</b> military blue	<b>RDPC</b> red cloth cord	*not available with premium power cords
				<b>MW</b> matte white	<b>WGPC</b> white & gray dot cloth cord	
				<b>OR</b> orange	<b>POC</b> power over cable	
				<b>RD</b> red		
				<b>SS</b> satin silver		
				<b>TG</b> textured gray		
				<b>YO</b> yellow		
				<b>premium finish</b> <b>RAL</b> specify RAL#		






Cat No	Delivered Lumens*	Watts		Amps	
		120V / 277V	120V	277V	277V


<b>P8718 FX</b>	1750	14	.12	.05
<b>P8718 LO</b>	2500	20	.17	.07
	ies file # 17549, # 17550**, # 17554			
<b>P8718 HI</b>	3200	29	.24	.10
	ies file # 19342 & # 19343**			
<b>P8718 HX</b>	4350	38	.32	.14
<b>P8727 FX</b>	1750	14	.12	.05
<b>P8727 LO</b>	2500	20	.17	.07
	ies file # 19352			
<b>P8727 HI</b>	3200	29	.24	.10
	ies file # 17555			
<b>P8727 HX</b>	4350	38	.32	.14

\*delivered lumens based on 4000K, 80+ cri (90cri multiplier .83)

\*\*includes bottom lens option (BL multiplier .90)



## Powder Coat Paint Finishes



**MW** matte white




**SS** satin silver




**TG** textured gray



**CP** champagne



**BZ** bronze



**GM** gun metal



**OR** orange 2011



**BU** blue 5017



**BS** brass



**RD** red 3020



**YO** yellow 1018



**MB** military blue

For accurate color verification, actual finish samples are available upon request.

## Premium Finishes\*



**RAL#**

\*Available on select series. Consult product submittal for availability.

