

job name:
 type:

mere™ spec sheet

driver housing / power head

extruded aluminum with silver anodized or black anodized finish, acts as heat sink as well. also available in painted finishes listed below.

diffuser

6" dia. .100" virgin matte white acrylic cylinder.

bottom lens (optional)

P95 frosted acrylic bottom lens solvent welded to bottom of cylindrical diffuser.

LED module

COB array in 2700K, 3000K, 3500K, or 4000K. (call factory for 5000K) (80+ cri standard) optional 90cri (see below). under normal operating conditions, the LEDs employed are rated for >50,000hrs L70 (6.8K) per IES TM-21 from LM-80 test data.

driver

integral, programmable, UL class P, class 2, universal input (120-277v), constant current, 0-10v dimming, 1% minimum dimming level, PF >.9, THD <20%, protections include open and short circuit, overload and over temperature.

mounting

5" dia. spun steel canopy in satin white with single or dual stainless steel cables and field adjustable grippers that allow for exact AFF mounting heights.

premium mountings

colored cloth cord (optional)

extruded aluminum canopy painted to match fixture. ultrathin vertical stainless steel cable and field adjustable gripper that allow for exact AFF mounting heights. cloth-covered power cord color options listed below. cord requires special stripping tool (link).

power over cable (optional)

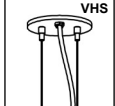
extruded aluminum canopy painted to match fixture. Class 2 LED powered suspension system that suspends and powers the fixture with thin stainless steel copper-core conductive cables, providing a clean look without the need for a separate power cord. powered suspension requires cable cutter (link) specifically designed to cut stainless steel aircraft cable from 1/32" to 1/8".

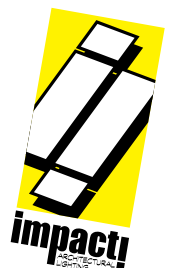
emergency


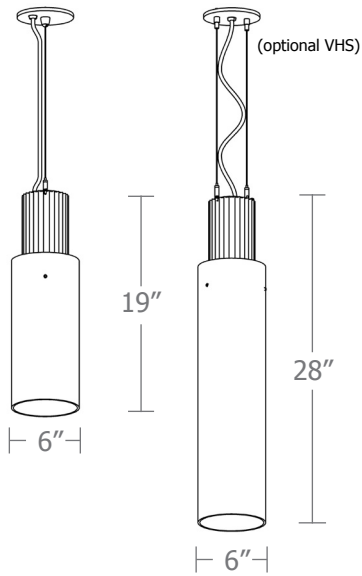
recommend use of inverter (by other). optional WREM: wired for remote EM battery (by other). if using WHPC, SBPC, or BKPC cords, 2nd power cord required.



catalog number

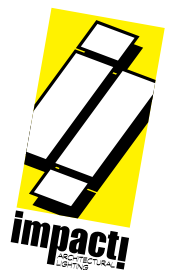
size	CCT	lumens	anodized finishes	power cord	options
P2519 6" dia X 19"ht	27 2700K	FX 1660 lm	AN silver anodized	WHPC white power cord and canopy	3FT 36" cable
	30 3000K	LO 2300 lm	ANB anodized black	BKPC black power cord and canopy	6FT 72" cable
	35 3500K	HI 3200 lm	painting finish	SBPC silver braid power cord and white canopy	12FT 144" cable*
P2528 6" dia X 28"ht	40 4000K	HX 4100 lm	BS brass	premium (driver canopy required) (not available w/ 12ft option)	90CRI
		CL* xxxx lm * custom lumens consult factory	BU blue	BUPC blue cloth cord	BL frosted acrylic bottom lens, solvent welded.
			BZ bronze	ORPC orange cloth cord	VHS 2-point vertical hanging system
			CP champagne	PLPC purple cloth cord	WREM wired for remote EM battery pack (by other) (see note above)
			GM gun metal	RDPC red cloth cord	*not available with premium power cords
			MB military blue	WGPC white & gray dot cloth cord	
			MW matte white	POC power over cable	
			OR orange		
			RD red		
			SS satin silver		
			TG textured gray		
			YO yellow		
			premium finish		
			RAL specify RAL#		






Cat No	Delivered Lumens*	Watts		Amps	
		120V / 277V	120V	277V	
P2519 FX	1660	14	.12	.05	
P2519 LO	2300	20	.17	.07	
		ies file # 17553			
P2519 HI	3200	29	.24	.10	
P2519 HX	4100	38	.32	.14	
P2528 FX	1660	14	.12	.05	
P2528 LO	2300	20	.17	.07	
P2528 HI	3200	29	.24	.10	
		ies file # 17558			
P2528 HX	4100	38	.32	.14	

*delivered lumens based on 4000K, 80+ cri (90cri multiplier .83)
BL multiplier .90



Powder Coat Paint Finishes



MW matte white




SS satin silver




TG textured gray



CP champagne



BZ bronze



GM gun metal



OR orange 2011



BU blue 5017



BS brass



RD red 3020



YO yellow 1018



MB military blue

For accurate color verification, actual finish samples are available upon request.

Premium Finishes*



RAL#

*Available on select series. Consult product submittal for availability.

