

job name:
 type:

imago™ spec sheet

driver housing / power head

extruded aluminum with silver anodized or black anodized finish, acts as heat sink as well. also available in painted finishes listed below.

diffuser

.25" parabolic matte white acrylic.

bottom lens (optional)

P95 frosted acrylic bottom lens solvent welded to bottom of parabolic diffuser.

LED module

COB array in 2700K, 3000K, 3500K, or 4000K. (call factory for 5000K) (80+ cri standard) optional 90cri (see below). under normal operating conditions, the LEDs employed are rated for >50,000hrs L70 (6.8K) per IES TM-21 from LM-80 test data.

driver

integral, programmable, UL class P, class 2, universal input (120-277v), constant current, 0-10v dimming, 1% minimum dimming level, PF > .9, THD < 20%, protections include open and short circuit, overload and over temperature.

mounting

5" dia. spun steel canopy in satin white with single or dual stainless steel cables and field adjustable grippers that allow for exact AFF mounting heights.

premium mountings

colored cloth cord (optional)

extruded aluminum canopy painted to match fixture. ultrathin vertical stainless steel cable and field adjustable gripper that allow for exact AFF mounting heights. cloth-covered power cord color options listed below. cord requires special stripping tool (link).

power over cable (optional)

extruded aluminum canopy painted to match fixture. Class 2 LED powered suspension system that suspends and powers the fixture with thin stainless steel copper-core conductive cables, providing a clean look without the need for a separate power cord. powered suspension requires cable cutter (link) specifically designed to cut stainless steel aircraft cable from 1/32" to 1/8".


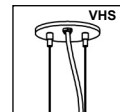
emergency

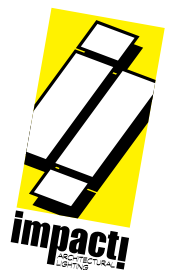
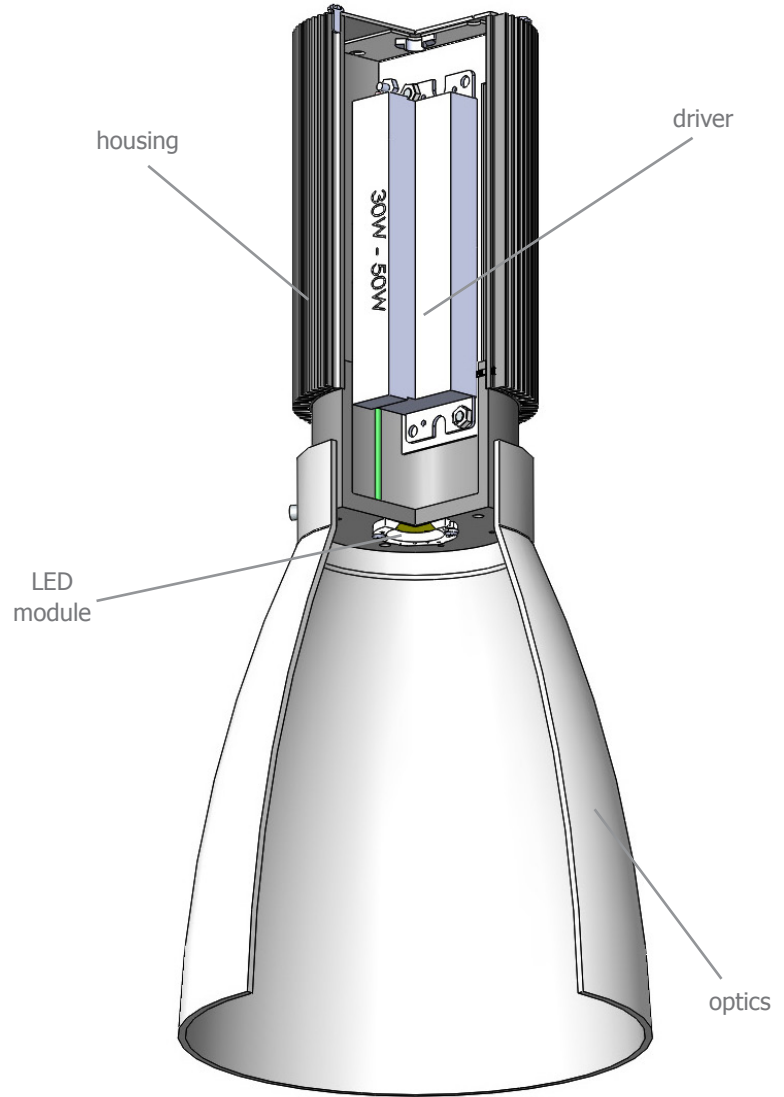
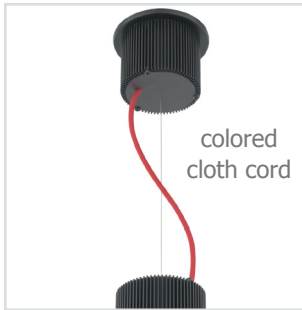
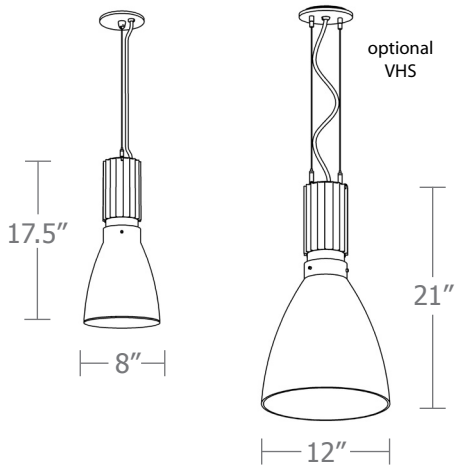
recommend use of inverter (by other). optional WREM: wired for remote EM battery (by other). if using WHPC, SBPC, or BKPC cords, 2nd power cord required.



catalog number


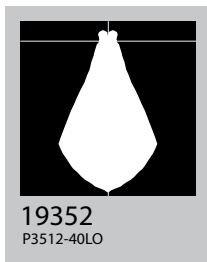

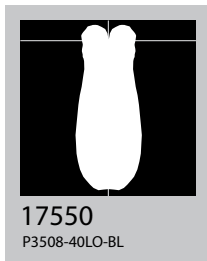
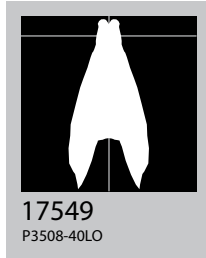

size	CCT	lumens	anodized finishes	power cord	options
P3508 8" dia X 17.5" ht	27 2700K	FX 1750 lm	AN silver anodized ANB anodized black	WHPC white power cord and canopy BKPC black power cord and canopy SBPC silver braid power cord and white canopy	3FT 36" cable 6FT 72" cable 12FT 144" cable* 90CRI
	30 3000K	LO 2500 lm	BS brass BU blue BZ bronze CP champagne GM gun metal MB military blue MW matte white OR orange RD red SS satin silver TG textured gray YO yellow	premium (driver canopy required) (not available w/ 12ft option) BUPC blue cloth cord ORPC orange cloth cord PLPC purple cloth cord RDPC red cloth cord WGPC white & gray dot cloth cord POC power over cable	BL frosted acrylic bottom lens, solvent welded. VHS 2-point vertical hanging system WREM wired for remote EM battery pack (by other) (see note above) <small>*not available with premium power cords</small>
35 3500K 40 4000K	HI 3200 lm HX 4350 lm CL* xxxx lm <small>*custom lumens consult factory</small>	painted finish			





The application of a Light Loss Factor is required to:

- match the lumen output for the power module specified
- incorporate the increased lumen output due to LED/Driver upgrades


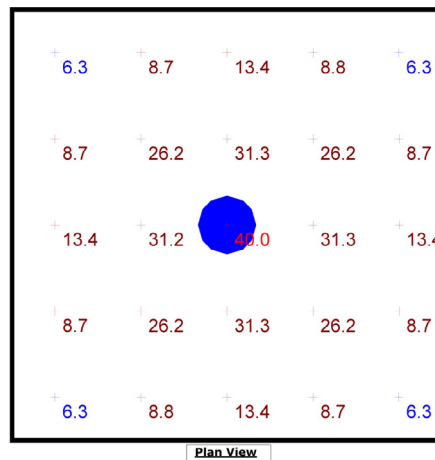


Cat No	Delivered Lumens*	Watts		Amps	
		120V / 277V	120V	277V	277V
P3508 FX	1750	14	.12	.05	
P3508 LO	2500	20	.17	.07	
	ies file # 17549, # 17550**, # 17554				
P3508 HI	3200	29	.24	.10	
	ies file # 19342 & # 19343**				
P3508 HX	4350	38	.32	.14	
P3512 FX	1750	14	.12	.05	
P3512 LO	2500	20	.17	.07	
	ies file # 19352				
P3512 HI	3200	29	.24	.10	
	ies file # 17555				
P3512 HX	4350	38	.32	.14	


*delivered lumens based on 4000K, 80+ cri (90cri multiplier .83)
 **includes bottom lens option (BL multiplier .90)

- 10' x 10' x 14'H space
- 80/50/20 reflectances
- bottom of fixture at 10' aff
- FC readings at 2.5' aff
- layout conducted using 12" dia. HI output unit at 3200 lumens

Statistics						
Description	Symbol	Avg	Max	Min	Max/Min	Avg/Min
imago	+	16.7 fc	40.0 fc	6.3 fc	6.3:1	2.7:1



Powder Coat Paint Finishes



MW matte white




SS satin silver




TG textured gray



CP champagne



BZ bronze



GM gun metal



OR orange 2011



BU blue 5017



BS brass



RD red 3020



YO yellow 1018



MB military blue

For accurate color verification, actual finish samples are available upon request.

Premium Finishes*



RAL#

*Available on select series. Consult product submittal for availability.

