

job name:
 type:

glo.stk.4.hrz™ spec sheet 90CRI

LED

flexible planar LED lighting sheet in 3000K, 3500K, or 4000K (90+ CRI standard), utilizing emitters rated at >77,000hrs L70 per TM21-11 from LM80 data. silver braid power cord standard.

end caps

ribbed extruded aluminum end caps available in silver anodized and black anodized finish. or choose from 12 standard painted finishes listed below.

driver

programmable, class 2, class P universal input (120-277v), constant current, 0-10v dimming, 1% minimum dimming level, PF >.9, THD <20%, protections include open and short circuit, overload and over temperature. remote driver enclosure standard. consult factory for distances over 33 feet.

diffuser

4" dia. .118" Satinice white acrylic cylinder, featuring light diffusion beads evenly distributed throughout the material for optimum light diffusion.

finish

select from 2 anodized and 12 standard powder coat paint finishes listed below or specify RAL# for custom colors.

mounting


5" matte white canopy. 2 pt stainless steel cables and field adjustable grippers that allow for exact AFF mounting heights. non-powerfeed leg has 2" satin white canopy at top. silver braid power cord standard.

CDVR (optional)

7"dia. spun .064" aluminum canopy in matte white. surface mounted driver.

emergency

recommend use of inverter (by other).
 optional WREM: wired for remote EM battery (by other).



catalog number

size	CCT	lumens	anodized finishes	options
P8624.LV (2ft) 4"dia X 31"long	30 3000K 35 3500K 40 4000K	LO 1400 lm HI 2150 lm CL* xxxx lm (940lm-3200lm) <small>custom lumens consult factory</small>	AN silver anodized ANB anodized black	3FT 36" cables 6FT 72" cables CDVR surface-mounted driver canopy WREM wired for remote EM battery pack (by other) (see note above)
P8636.LV (3ft) 4"dia X 43"long	30 3000K 35 3500K 40 4000K	LO 1880 lm HI 3750 lm CL* xxxx lm (1400lm-4570lm) <small>custom lumens consult factory</small>	painted finish BS brass BU blue BZ bronze CP champagne GM gun metal MB military blue MW matte white OR orange RD red SS satin silver TG textured gray YO yellow	ELD EldoLED* LUT Lutron* <small>*consult factory</small>
			premium finish RAL specify RAL#	



job name:
 type:

glo.stk.4.hrz™ spec sheet 90CRI

LED

flexible planar LED lighting sheet in 3000K, 3500K, or 4000K (90+ CRI standard), utilizing emitters rated at >77,000hrs L₇₀ per TM21-11 from LM80 data. silver braid power cord standard.

end caps

ribbed extruded aluminum end caps available in silver anodized and black anodized finish. or choose from 12 standard painted finishes listed below.

driver

programmable, class 2, class P universal input (120-277v), constant current, 0-10v dimming, 1% minimum dimming level, PF >.9, THD <20%, protections include open and short circuit, overload and over temperature. remote driver enclosure standard. consult factory for distances over 33 feet.

diffuser

4" dia. .118" Satinice white acrylic cylinder, featuring light diffusion beads evenly distributed throughout the material for optimum light diffusion.

finish

select from 2 anodized and 12 standard powder coat paint finishes listed below or specify RAL# for custom colors.

mounting


5" matte white canopy. 2 pt stainless steel cables and field adjustable grippers that allow for exact AFF mounting heights. non-powerfeed leg has 2" satin white canopy at top. silver braid power cord standard.

CDVR (optional)

7"dia. spun .064" aluminum canopy in matte white. surface mounted driver.

emergency

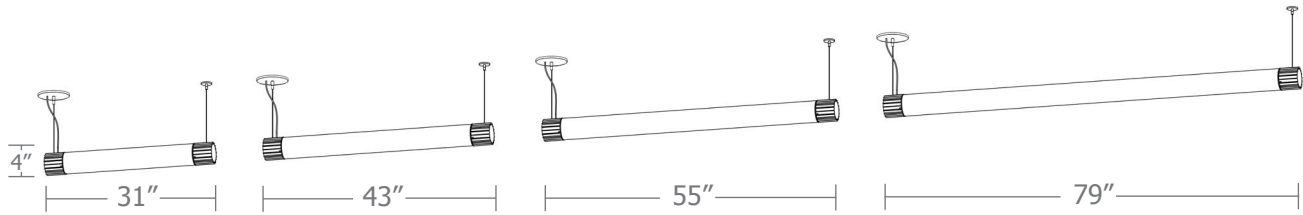
recommend use of inverter (by other).
 optional WREM: wired for remote EM battery (by other).



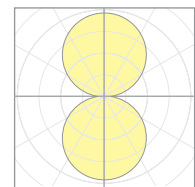
catalog number

size	CCT	lumens	anodized finishes	options
P8648.LV (4ft) 4"dia X 55"long	30 3000K	LO 2400 lm	AN silver anodized	3FT 36" cables
	35 3500K	HI 4300 lm	ANB anodized black	6FT 72" cables
	40 4000K	CL* xxxx lm (1900lm-6450lm) <small>custom lumens consult factory</small>	painted finish	CDVR surface-mounted driver canopy
P8672.LV (6ft) 4"dia X 79"long	30 3000K	LO 3600 lm	BS brass	WREM wired for remote EM battery pack <small>(by other) (see note above)</small>
	35 3500K	HI 6450 lm	BU blue	ELD EldoLED*
	40 4000K	HX 7500 lm	BZ bronze	LUT Lutron* <small>*consult factory</small>
		CL* xxxx lm (3000lm-9100lm) <small>custom lumens consult factory</small>	CP champagne	
			GM gun metal	
			MB military blue	
			MW matte white	
			OR orange	
			RD red	
			SS satin silver	
			TG textured gray	
			YO yellow	
			premium finish	
			RAL specify RAL#	





Cat No	Delivered* Lumens	Watts 120V / 277V	IES File #	LLF to be applied
P8624.LV LO	1400	15	12205	.63
P8624.LV HI	2150	23	12205	.98
P8636.LV LO	1880	20	12205	.85
P8636.LV HI	3750	40	12205	1.70
P8648.LV LO	2400	25	12207	.53
P8648.LV HI	4300	45	12207	.95
P8672.LV LO	3600	38	94267	.56
P8672.LV HI	6450	68	94267	1.01
P8672.LV HX	7500	79	94267	1.17



12207
P9248-40HI

*delivered lumens based on 4000K, 90 cri




Powder Coat Paint Finishes



MW matte white




AP anodized paint
AN silver anodized



SS satin silver




TG textured gray




FB flat black




SB satin black
ANB anodized black



CP champagne



BZ bronze




GM gun metal



OR orange 2011



BU blue 5017



BS brass



RD red 3020



YO yellow 1018



MB military blue

For accurate color verification, actual finish samples are available upon request.

Premium Finishes*



RAL#

*Available on select series. Consult product submittal for availability.

