

job name:
 type:

sq.too™ spec sheet 90CRI

material

2"dia smooth square extruded architectural 6063 aluminum outer housing in three lengths available in 15 standard powder coat paint finishes listed below.

LED

COB in 2700K, 3000K, 3500K, or 4000K 90+ cri standard rated >36,000 hours L70 (6.8K) per LM-80 test data, and 71,000 hours projected life per IES TM-21.

downlight optics

Khatod Cosmo 50mm dia 16mm high (RoHS compliant) available in 12° spot, 25° medium, 38° wide

driver

in 2"sq x 6"h canopy, constant current, class P, class 2 power unit, class A sound rating, universal input (120-277V) programmable driver, 5% minimum dimming level, PF >0.90. protections include short circuit, input/output isolation and surge protection (3KV). wired for 0-10v dimming from factory.

mounting


2"sq x 6"h extruded aluminum canopy painted to match fixture. 3/8"dia stem standard. painted to match fixture.

finish

select from 15 standard powder coat paint finishes listed below or specify RAL# for custom colors.

emergency

if required, recommend use of inverter (by other).



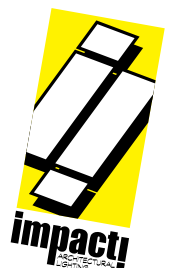
catalog number

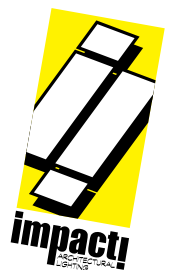
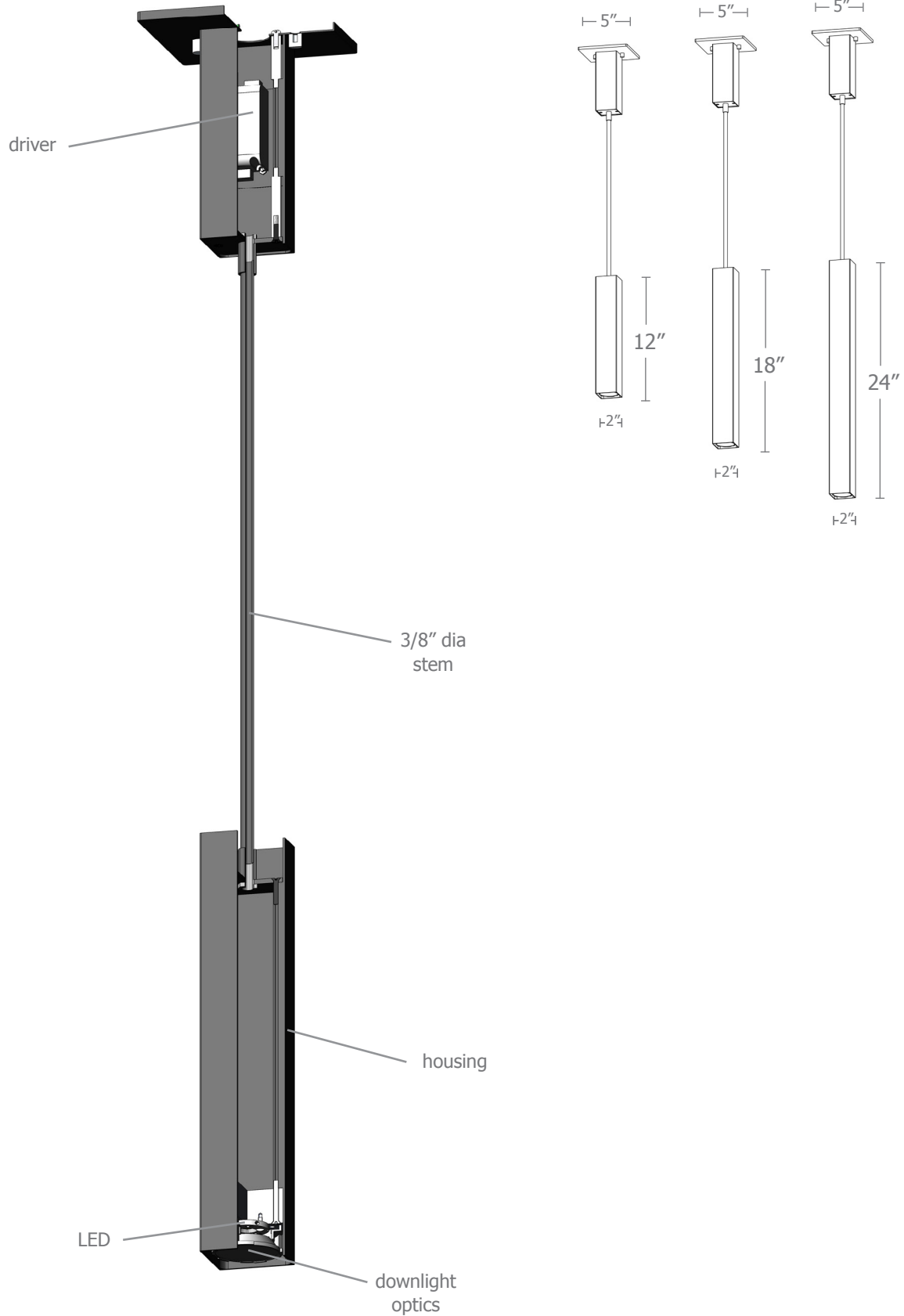
--	--	--	--	--	--

size	beam	CCT	lumens	painting finish	options
P4012 2"dia X 12"ht	S 12° spot	27 2700K	L1 360 lm	AP anodized paint BS brass BU blue BZ bronze CP champagne FB flat black GM gun metal MB military blue MW matte white OR orange RD red SB satin black SS satin silver TG textured gray YO yellow	STM1 12" stem
	M 25° med	30 3000K	L2 630 lm		STM2 24" stem
	W 38° wide	35 3500K	L3 900 lm		STM3 36" stem
P4018 2"dia X 18"ht		40 4000K	H1 1265 lm		
			H2 1805 lm		
P4024 2"dia X 24"ht					

premium finish

RAL specify RAL#





Calculation Table

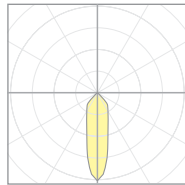
Consult factory for applications assistance

Cat No	Delivered* Lumens	Watts 120V / 277V	IES File #	LLF to be applied
L1	360	3	07222C spot	.30
			07222B med	.30
			07222A wide	.30
L2	630	6	07222C spot	.53
			07222B med	.53
			07222A wide	.53
L3	900	9	07222C spot	.76
			07222B med	.76
			07222A wide	.76
H1	1265	13	07222C spot	1.07
			07222B med	1.07
			07222A wide	1.07
H2	1805	19	07222C spot	1.52
			07222B med	1.52
			07222A wide	1.52

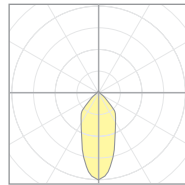
*delivered lumens based on 4000K, 90+ cri

The application of a Light Loss Factor is required to:

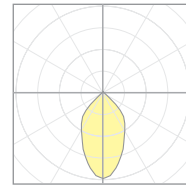
- match the lumen output for the power module specified
- incorporate the increased lumen output due to LED/Driver upgrades



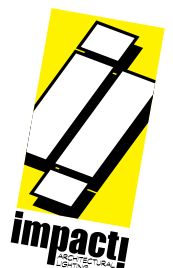
07222C
P40xx-S-40H1
S 15° spot




07222B
P40xx-M-40H1
M 30° med



07222A
P40xx-W-40H1
W 40° wide



Powder Coat Paint Finishes




MW matte white



CP champagne



YO yellow 1018



TW textured white



BZ bronze



RD red 3020




AP anodized paint




BS brass



BU blue 5017




SS satin silver



GM gun metal



OR orange 2011




TG textured gray



BR brick red



MN mint 6019




FB flat black



BN brown 8023



GR green 6018



SB satin black



MB military blue



PL purple 4005

For accurate color verification, actual finish samples are available upon request.

Premium Finishes*



RAL#

*Available on select series. Consult product submittal for availability.

