

job name:
 type:

na.row.r™ spec sheet 90CRI

material
 2"dia smooth extruded aluminum outer housing in three lengths available in 15 standard powder coat paint finishes listed below.

LED
 COB in 2700K, 3000K, 3500K, or 4000K (90+ cri standard) rated >36,000 hours L70 (6.8K) per LM-80 test data, and 71,000 hours projected life per IES TM-21.


downlight optics
 Khatod Cosmo 50mm dia 16mm high (RoHS compliant) available in 12° spot, 25° medium, 38° wide

driver
 in 2"dia x 6"h canopy, constant current, class P, class 2 power unit, class A sound rating, universal input (120-277V) programmable driver, 5% minimum dimming level, PF >0.90. protections include short circuit, input/output isolation and surge protection (3KV). wired for 0-10v dimming from factory.

mounting
 2"sq x 6"h extruded aluminum canopy painted to match fixture. silver braid cord standard. field-adjustable at canopy. optional stem listed below, painted to match fixture.

finish
 select from 15 standard powder coat paint finishes listed below or specify RAL# for custom colors.

emergency
 if required, recommend use of inverter (by other).

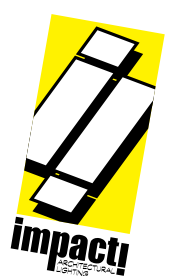


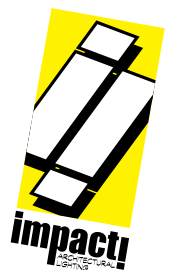
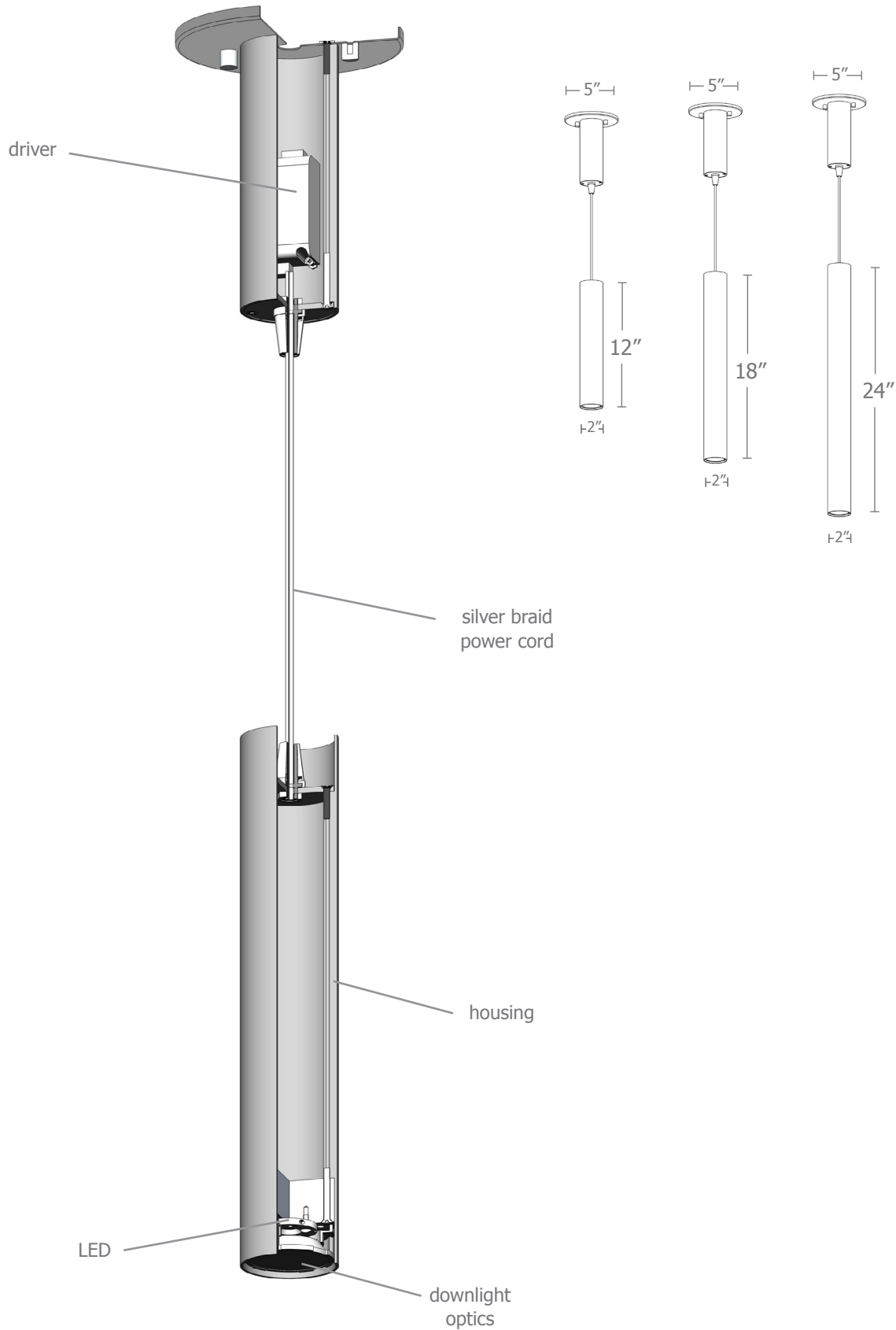
catalog number

| | | | | | |
|--|--|--|--|--|--|
| | | | | | |
|--|--|--|--|--|--|

| size | beam | CCT | lumens | painting finish | options |
|-------------------------------|--|------------------------------------|---------------------------------------|--|--|
| P3912 2"dia X 12"ht | S 12° spot M 25° med W 38° wide | 27 2700K 30 3000K | L1 360 lm L2 630 lm | AP anodized paint BS brass BU blue BZ bronze CP champagne FB flat black GM gun metal MB military blue MW matte white OR orange RD red SB satin black SS satin silver TG textured gray YO yellow | 3FT 36" silver braid cord STM1 12" stem STM2 24" stem STM3 36" stem |
| P3918 2"dia X 18"ht | | 35 3500K 40 4000K | L3 900 lm H1 1265 lm | | |
| P3924 2"dia X 24"ht | | | H2 1805 lm | | |

premium finish
 RAL specify RAL#





Calculation Table

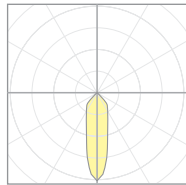
Consult factory for applications assistance

| Cat No | Delivered* Lumens | Watts 120V / 277V | IES File # | | LLF to be applied |
|-----------|-------------------|-------------------|---------------|------|-------------------|
| L1 | 360 | 3 | 07222C | spot | .30 |
| | | | 07222B | med | .30 |
| | | | 07222A | wide | .30 |
| L2 | 630 | 6 | 07222C | spot | .53 |
| | | | 07222B | med | .53 |
| | | | 07222A | wide | .53 |
| L3 | 900 | 9 | 07222C | spot | .76 |
| | | | 07222B | med | .76 |
| | | | 07222A | wide | .76 |
| H1 | 1265 | 13 | 07222C | spot | 1.07 |
| | | | 07222B | med | 1.07 |
| | | | 07222A | wide | 1.07 |
| H2 | 1805 | 19 | 07222C | spot | 1.52 |
| | | | 07222B | med | 1.52 |
| | | | 07222A | wide | 1.52 |

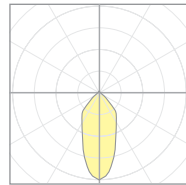
*delivered lumens based on 4000K, 90+ cri

The application of a Light Loss Factor is required to:

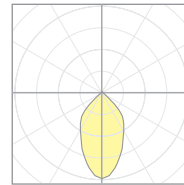
- match the lumen output for the power module specified
- incorporate the increased lumen output due to LED/Driver upgrades



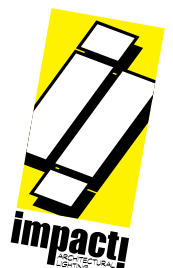
07222C
P39xx-S-40H1
S 15° spot




07222B
P39xx-M-40H1
M 30° med



07222A
P39xx-W-40H1
W 40° wide



Powder Coat Paint Finishes




MW matte white



CP champagne



YO yellow 1018



TW textured white



BZ bronze



RD red 3020




AP anodized paint




BS brass



BU blue 5017




SS satin silver



GM gun metal



OR orange 2011




TG textured gray



BR brick red



MN mint 6019




FB flat black



BN brown 8023



GR green 6018



SB satin black



MB military blue



PL purple 4005

For accurate color verification, actual finish samples are available upon request.

Premium Finishes*



RAL#

*Available on select series. Consult product submittal for availability.

