

job name:
 type:

sq.3™ spec sheet

housing

smooth square extruded architectural 6063 aluminum outer housing in four lengths available in 21 standard powder coat paint finishes listed below.

LED

COB in 2700K, 3000K, 3500K, or 4000K (90 cri standard) rated >36,000 hours L70 (6.8K) per LM-80 test data, and 71,000 hours projected life per IES TM-21.

downlight optics

LEDiL® Angelina 82mm dia 31mm high (RoHS compliant) available in 20° spot, 30° medium, 50° wide with specular anodized finish. 90° extra wide features matte white highly reflective finish. color mixing sublens standard. standard mounting clamp allows for easy replacement of reflector in field. the typical total beam angle is the full angle measured where the luminous intensity is half of the peak volume.

driver

in canopy, constant current, class P, class 2 power unit, class A sound rating, universal input (120-277V) programmable driver, 5% minimum dimming level, PF >0.90. protections include short circuit, input/output isolation and surge protection (3KV). wired for 0-10v dimming from factory.

mounting

extruded aluminum driver canopy painted to match fixture. ultrathin vertical stainless steel cables and adjustable grippers that allow for exact AFF mounting heights. cloth-covered power cord color options listed below. cord requires special stripping tool (link). special universal mounting bracket allows EC to clock fixture orientation during installation.

power over cable (optional)


Class 2 LED powered suspension system that suspends and powers the fixture with thin stainless steel copper-core conductive cables, providing a clean look without the need for a separate power cord. powered suspension requires cable cutter (link) specifically designed to cut stainless steel aircraft cable from 1/32" to 1/8".

finish

select from 21 standard powder coat paint finishes listed below or specify RAL# for custom colors.

emergency

if required, recommend use of inverter (by other).



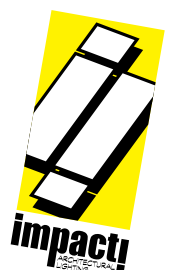
catalog number

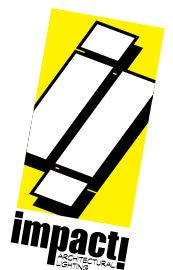
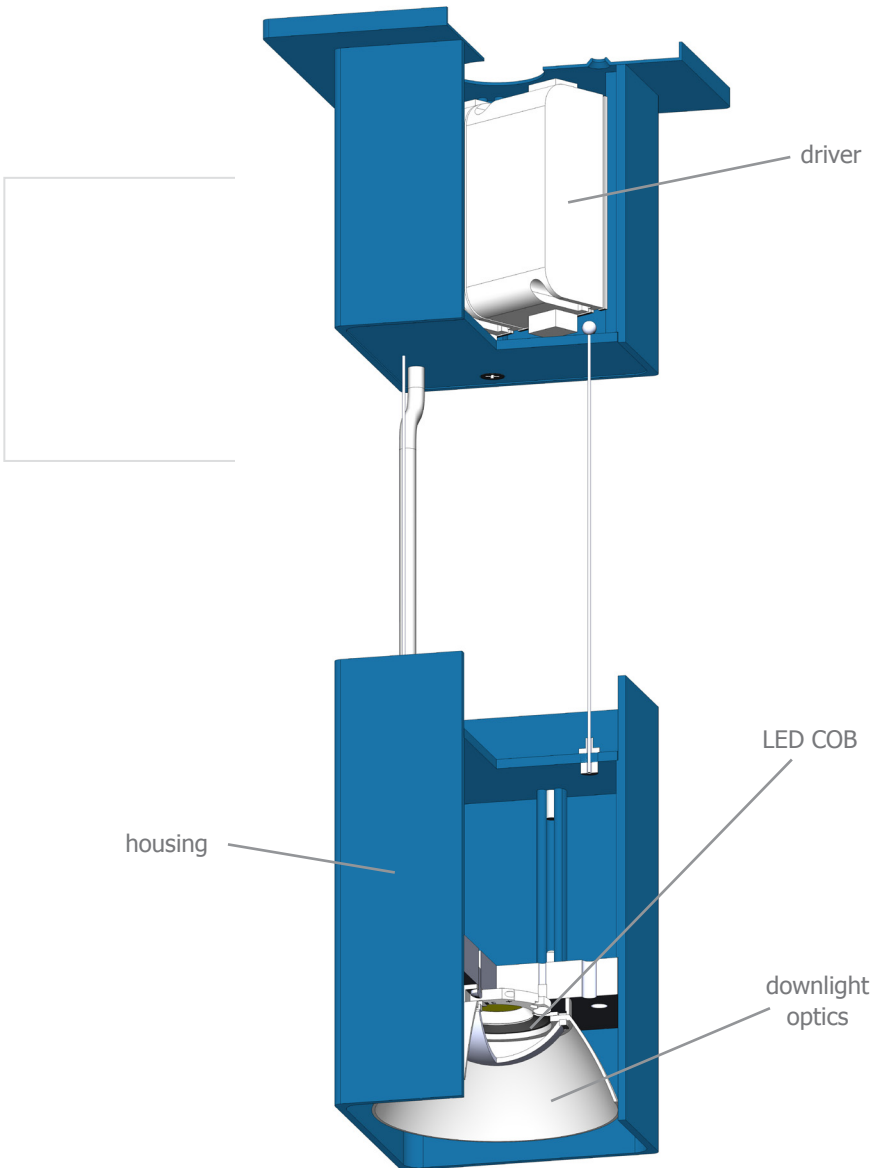

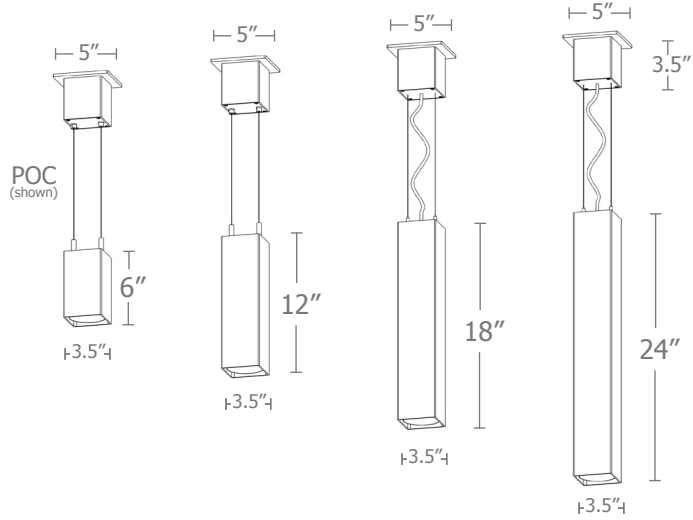
--	--	--	--	--	--	--

size	beam	CCT	lumens	painted finish	power cord	options
P6606 3.5"dia X 6"ht	S 20° spot M 30° med W 50° wide	27 2700K 30 3000K	L1 395 lm L2 695 lm	AP anodized paint BS brass BU blue BZ bronze	BUPC blue cloth cord ORPC orange cloth cord PLPC purple cloth cord RDPC red cloth cord	3FT 36" cables 6FT 72" cables
P6612 3.5"dia X 12"ht	XW 90° extra wide	35 3500K 40 4000K	L3 995 lm	CP champagne FB flat black GM gun metal MB military blue MW matte white OR orange RD red SB satin black SS satin silver TG textured gray YO yellow	WGPC white & gray dot cloth cord POC power over cable	
P6618 3.5"dia X 18"ht			H1 1390 lm H2 1985 lm H3 2780 lm			
P6624 3.5"dia X 24"ht						

premium finish


RAL specify RAL#






The application of a Light Loss Factor is required to:


- match the lumen output for the power module specified
- incorporate the increased lumen output due to LED/Driver upgrades




S 20° spot



M 30° med



W 50° wide



XW 90° extra wide

Cat No	Delivered* Lumens	Watts 120V / 277V	IES File #**	LLF to be applied
L1	395	4	W 20923	.15
L2	695	7	W 20923	.26
L3	995	10	W 20923	.37
H1	1390	14	W 20923	.52
H2	1985	20	W 20923	.75
H3	2780	28	W 20923	1.04
	S 20° spot	M 30° med	W 50° wide	XW 90° extra
ies file #	20921	20922	20923	20924

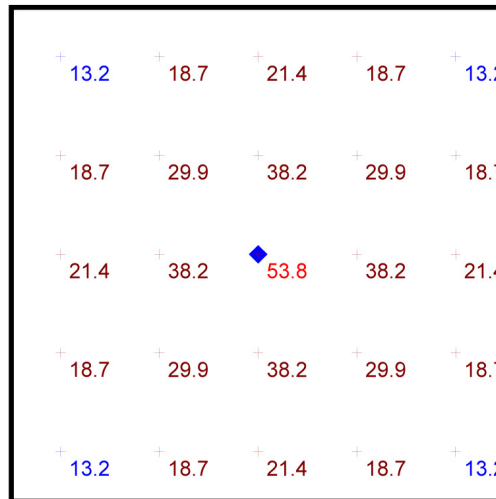
*delivered lumens based on 4000K, 90+ cri

**choose the file that matches your beam spread

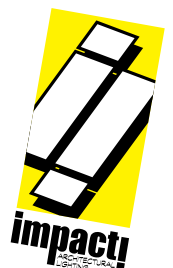
performance

- 10' x 10' x 14'H space
- 80/50/20 reflectances
- bottom of fixture at 10' aff
- FC readings at 2.5' aff
- layout conducted using H3 lumen output 3000 lumens unit w/ 50-deg. beam spread


Statistics						
Description	Symbol	Avg	Max	Min	Max/Min	Avg/Min
sq.3	+	24.6 fc	53.8 fc	13.2 fc	4.1:1	1.9:1




Plan View
Scale - 1" = 2ft




Powder Coat Paint Finishes



MW matte white



AP anodized paint



SS satin silver



TG textured gray




FB flat black



SB satin black



CP champagne



BZ bronze



GM gun metal



OR orange 2011



BU blue 5017



BS brass



RD red 3020



YO yellow 1018



MB military blue

For accurate color verification, actual finish samples are available upon request.

Premium Finishes*



RAL#

*Available on select series. Consult product submittal for availability.

