

job name:   
 type:

**str8.up™ spec sheet** direct/indirect

**material**  
 ribbed extruded aluminum outer housing in two lengths available in 2 anodized and 19 standard powder coat paint finishes listed below.

**LED**  
 COBs in 2700K, 3000K, 3500K, or 4000K (80 cri standard) (90 cri optional) rated >36,000 hours L70 (6.8K) per LM-80 test data, and 71,000 hours projected life per IES TM-21.

**downlight optics**  
 LEDiL® Angelina 82mm dia 31mm high (RoHS compliant) available in 20° spot, 30° medium, 50° wide with specular anodized finish. 90° extra wide features matte white highly reflective finish. color mixing sublens standard. standard mounting clamp allows for easy replacement of reflector in field. the typical total beam angle is the full angle measured where the luminous intensity is half of the peak volume.

**uplight diffuser**  
 .118" thick laser cut optimum light diffusion acrylic. 72% light transmission with matte surface providing light scattering glare reduction. Colorless diffusion significantly reducing color shift of the LED's.

**drivers**  
 in canopy, constant current, class P, class 2 power units, class A sound rating, universal input (120-277V) programmable driver, 5% minimum dimming level, PF >0.90. protections include short circuit, input/output isolation and surge protection (3KV). wired for 0-10v dimming from factory.

**mounting**  
 extruded aluminum canopy painted to match fixture. ultrathin vertical stainless steel cables and field adjustable grippers that allow for exact AFF mounting heights. silver braid power cord standard.

**finish**  
 select from 2 anodized and 19 standard powder coat paint finishes listed below or specify RAL# for custom colors.

**emergency**  
 if required, recommend use of inverter (by other).

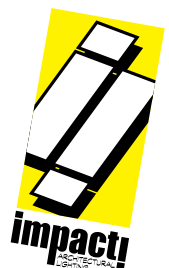




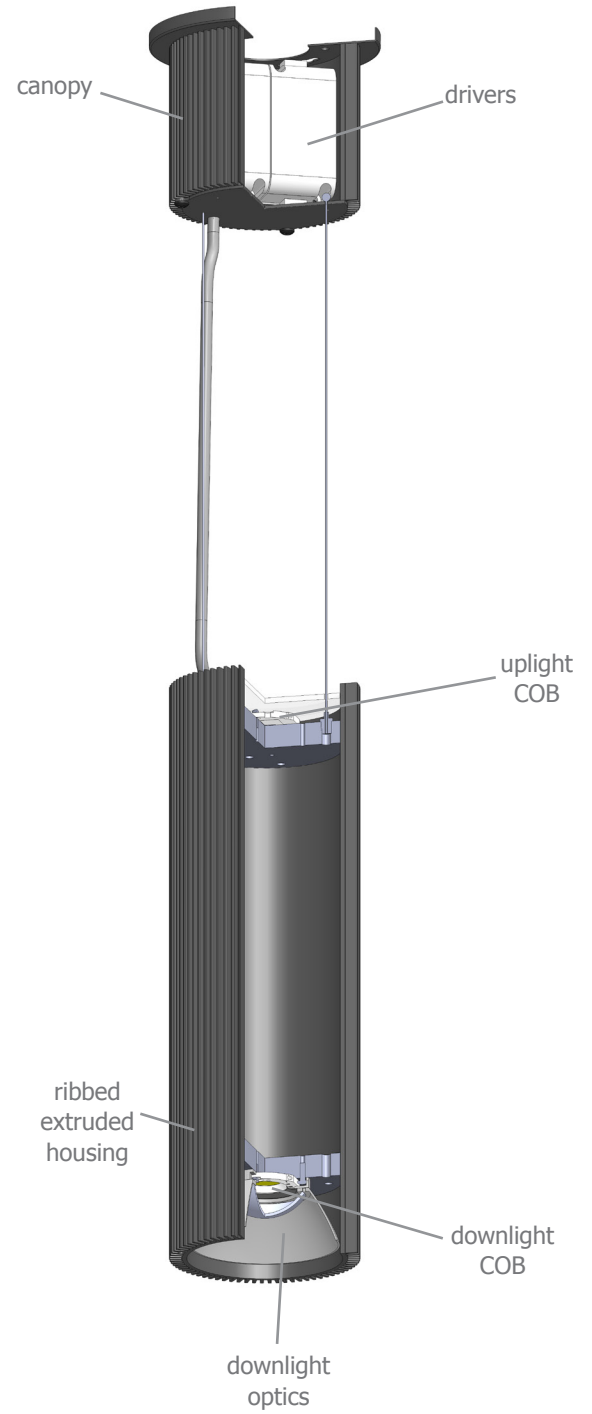
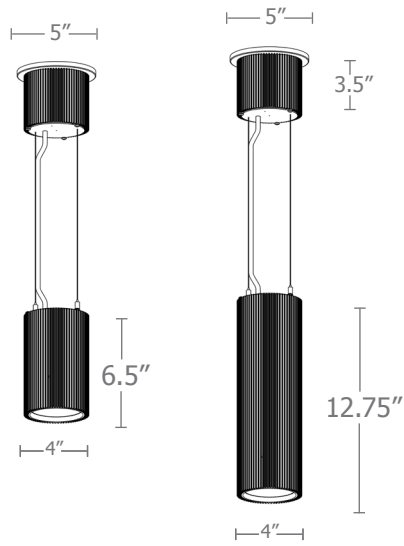
**catalog number**

direct


indirect

size	downlight beam spread	CCT	downlight lumens	uplight lumens	anodized finishes	options
<b>P7506.up</b> 4"dia X 6.5"ht	<b>S</b> 20° spot	<b>27</b> 2700K	<b>L1</b> 475 lm	<b>L1</b> 405 lm	<b>AN</b> silver anodized	<b>3FT</b> 36" cables
	<b>M</b> 30° med	<b>30</b> 3000K	<b>L2</b> 830 lm	<b>L2</b> 710 lm	<b>ANB</b> anodized black	<b>6FT</b> 72" cables
	<b>W</b> 50° wide	<b>35</b> 3500K	<b>L3</b> 1190 lm	<b>L3</b> 1010 lm	<b>painting finish</b>	<b>90CRI</b>
	<b>XW</b> 90° extra wide	<b>40</b> 4000K	<b>H1</b> 1665 lm <b>H2</b> 2380 lm	<b>H1</b> N/A	<b>BN</b> brown <b>BR</b> brick red <b>BS</b> brass <b>BU</b> blue <b>BZ</b> bronze <b>CP</b> champagne <b>GM</b> gun metal <b>GR</b> green <b>MB</b> military blue <b>MN</b> mint <b>MW</b> matte white <b>OR</b> orange <b>PL</b> purple <b>RD</b> red <b>SS</b> satin silver <b>TG</b> textured gray <b>TW</b> textured white <b>YO</b> yellow	
<b>P7512.up</b> 4"dia X 12.75"ht			<b>L1</b> 475 lm	<b>L1</b> 405 lm	<b>premium finish</b>	
			<b>L2</b> 830 lm	<b>L2</b> 710 lm	<b>RAL</b> specify RAL#	
			<b>L3</b> 1190 lm	<b>L3</b> 1010 lm		
			<b>H1</b> 1665 lm <b>H2</b> 2380 lm <b>H3</b> 3330 lm	<b>H1</b> 1420 lm		





color mixing sublens



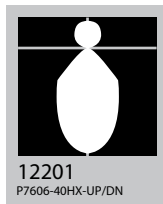
# Quick Calc Table

Tests indicated below are a combination of direct and indirect. LLFs are as close as possible. Downlight is given priority.

for more detailed calculations see table on next page.

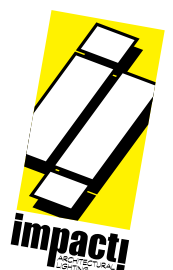
Cat No	Direct Delivered* Lumens	Indirect Delivered* Lumens	Watts 120V / 277V	IES File #	LLF to be applied
<b>P7506 L1 L1</b>	475	405	8	12201	.17
<b>P7506 L2 L2</b>	830	710	14	12201	.29
<b>P7506 L3 L3</b>	1190	1010	20	12201	.42
<b>P7506 H1 L3</b>	1665	1010	24	12201	.58
<b>P7506 H2 L3</b>	2380	1010	30	12201	.83
<b>P7512 L1 L1</b>	475	405	8	12203	.13
<b>P7512 L2 L2</b>	830	710	14	12203	.24
<b>P7512 L3 L3</b>	1190	1010	20	12203	.34
<b>P7512 H1 H1</b>	1665	1420	28	12203	.47
<b>P7512 H2 H1</b>	2380	1420	34	12203	.67
<b>P7512 H3 H1</b>	3330	1420	43	12203	.94

\*delivered lumens based on 4000K, 80+ cri (90cri multiplier .83)



The application of a Light Loss Factor is required to:

- match the lumen output for the power module specified
- incorporate the increased lumen output due to LED/Driver upgrades



# Advanced Calculation Table


Tests are for each element separately and must be "stacked" to represent single fixture  
Consult factory for applications assistance

## Direct


## Indirect

Cat No	Delivered* Lumens	Watts 120V / 277V	IES File #	LLF to be applied	Delivered* Lumens	Watts 120V / 277V	IES File #	LLF to be applied
<b>L1</b>	475	4	<b>20921</b> spot	.15	405	4	<b>12202</b>	.29
			<b>20922</b> med	.15				
			<b>20923</b> wide	.15				
			<b>20924</b> x-wide	.15				
<b>L2</b>	830	7	<b>20921</b> spot	.26	710	7	<b>12202</b>	.50
			<b>20922</b> med	.26				
			<b>20923</b> wide	.26				
			<b>20924</b> x-wide	.25				
<b>L3</b>	1190	10	<b>20921</b> spot	.37	1010	10	<b>12202</b>	.72
			<b>20922</b> med	.37				
			<b>20923</b> wide	.38				
			<b>20924</b> x-wide	.36				
<b>H1</b>	1665	14	<b>20921</b> spot	.52	1420	14	<b>12202</b>	1.01
			<b>20922</b> med	.52				
			<b>20923</b> wide	.53				
			<b>20924</b> x-wide	.51				
<b>H2</b>	2380	21	<b>20921</b> spot	.74	N/A P7506			
			<b>20922</b> med	.75				
			<b>20923</b> wide	.75				
			<b>20924</b> x-wide	.73				
<b>H3</b>	3330	28	<b>20921</b> spot	1.04				
			<b>20922</b> med	1.05				
			<b>20923</b> wide	1.05				
			<b>20924</b> x-wide	1.02				

\*delivered lumens based on 4000K, 80+ cri (90cri multiplier .83)




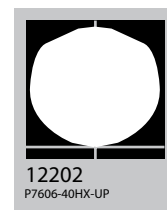
**M** 30° med




**W** 50° wide

The application of a Light Loss Factor is required to:

- match the lumen output for the power module specified
- incorporate the increased lumen output due to LED/Driver upgrades



**Powder Coat Paint Finishes**




**MW** matte white



**CP** champagne



**YO** yellow 1018




**TW** textured white



**BZ** bronze




**RD** red 3020




**BS** brass



**BU** blue 5017




**SS** satin silver



**GM** gun metal



**OR** orange 2011



**TG** textured gray



**BR** brick red



**MN** mint 6019



**BN** brown 8023



**GR** green 6018



**MB** military blue



**PL** purple 4005

For accurate color verification, actual finish samples are available upon request.

**Premium Finishes\***



**RAL#**

\*Available on select series. Consult product submittal for availability.

