

job name:
 type:

na.row™ ceiling spec sheet 90CRI

material

3.5" smooth extruded aluminum outer housing in four lengths available in 15 standard powder coat paint finishes listed below. premium RAL and wood finishes also available.

LED

COB in 2700K, 3000K, 3500K, or 4000K 90+ cri standard rated >36,000 hours L70 (6.8K) per LM-80 test data.

downlight optics

LEDiL® Angelina 82mm dia 31mm high (RoHS compliant) available in 20° spot, 30° medium, 50° wide with specular anodized finish. 90° extra wide features matte white highly reflective finish. color mixing sublens standard. standard mounting clamp allows for easy replacement of reflector in field. the typical total beam angle is the full angle measured where the luminous intensity is half of the peak volume.

driver

integral,* constant current, class P, class 2 power unit, class A sound rating, universal input (120-277V) programmable driver, 5% minimum dimming level, PF >0.90. protections include short circuit, input/output isolation and surge protection (3KV). wired for 0-10v dimming from factory. *H3 lumen package in C7606 requires min. 2-1/8" deep j-box. 6" dia canopy painted to match fixture. satin black canopy standard on wood finishes.

finish

select from 15 standard powder coat paint finishes or 3 wood finishes (listed below) or specify RAL# for custom colors.

emergency

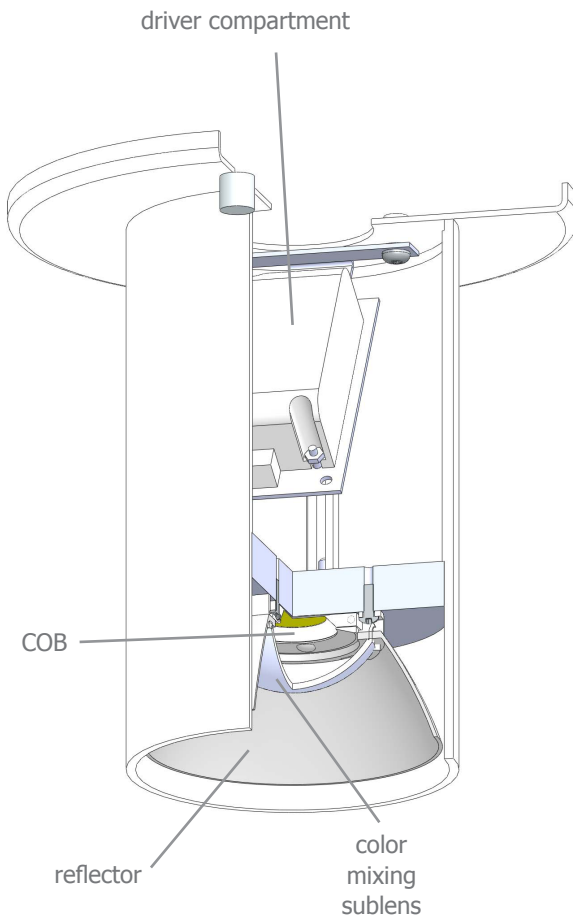



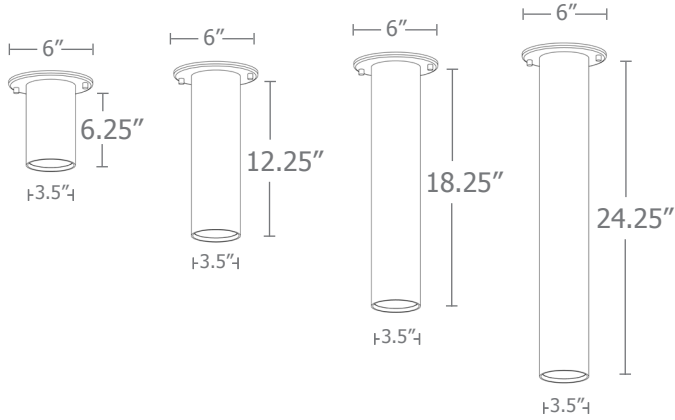
if required, recommend use of inverter (by other).



catalog number

size	beam	CCT	lumens	painting finish
C7606 3.5" dia X 6.25" ht	S 20° spot M 30° med W 50° wide	27 2700K 30 3000K 35 3500K	L1 395 lm L2 695 lm L3 995 lm	AP anodized paint BS brass BU blue BZ bronze CP champagne FB flat black GM gun metal MB military blue MW matte white OR orange RD red SB satin black SS satin silver TG textured gray YO yellow
C7612 3.5" dia X 12.25" ht	XW 90° extra wide	40 4000K	H1 1390 lm H2 1985 lm H3* 2780 lm <small>*H3 lumen package in C7606 requires min. 2-1/8" deep j-box.</small>	premium finish RAL specify RAL# wood finish ASH ashwood ENG english brown oak ESP espresso
C7618 3.5" dia X 18.25" ht				
C7624 3.5" dia X 24.25" ht				




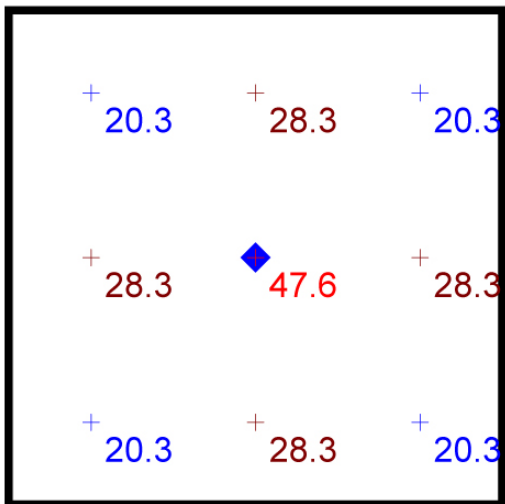


Typical Lighting Layout



- 6' x 6' x 9'H space
- 80/50/20 reflectances
- bottom of fixture at 8' aff
- FC readings at 2.5' aff
- layout conducted using C7612 with 90 CRI H1 (1390 lm) with wide dist. package

Schedule						
Symbol	Quantity	Manufacturer	Catalog Number	Description	Lamp	Wattage
	1	Impact Architectural Lighting	C7612 W 40 H1	12" length na.row ceiling mount downlight cylinder	4000k 90cri LED	21



Plan View
Scale - 1" = 2ft

Statistics						
Description	Symbol	Avg	Max	Min	Max/Min	Avg/Min
na.row.ceiling	+	26.9 fc	47.6 fc	20.3 fc	2.3:1	1.3:1

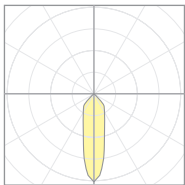


Calculation Table

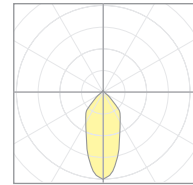
Consult factory for applications assistance

Cat No	Delivered* Lumens	Watts 120V / 277V	IES File #	LLF to be applied
L1	395	4	20921 spot	.12
			20922 med	.12
			20923 wide	.12
			20924 x-wide	.12
L2	695	7	20921 spot	.22
			20922 med	.22
			20923 wide	.22
			20924 x-wide	.22
L3	995	10	20921 spot	.31
			20922 med	.31
			20923 wide	.31
			20924 x-wide	.31
H1	1390	14	20921 spot	.43
			20922 med	.43
			20923 wide	.43
			20924 x-wide	.43
H2	1985	21	20921 spot	.62
			20922 med	.62
			20923 wide	.62
			20924 x-wide	.62
H3	2780	28	20921 spot	.86
			20922 med	.88
			20923 wide	.88
			20924 x-wide	.88

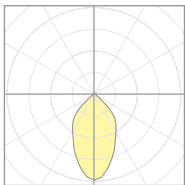
*delivered lumens based on 4000K, 90+ cri



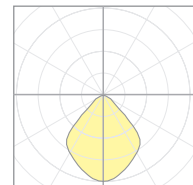
20921
P7506-S-40H3
S 20° spot



20922
P7506-M-40H3
M 30° med



20923
P7506-W-40H3
W 50° wide




20924
P7506-EW-40H3
XW 90° extra wide


The application of a Light Loss Factor is required to:

- match the lumen output for the power module specified
- incorporate the increased lumen output due to LED/Driver upgrades


Powder Coat Paint Finishes




MW matte white



AP anodized paint



SS satin silver



TG textured gray




FB flat black



SB satin black



CP champagne



BZ bronze



GM gun metal



OR orange 2011



BU blue 5017



BS brass



RD red 3020




YO yellow 1018




MB military blue

Premium Finishes*

Wood Finishes



ASH ashwood



ENG english brown oak



ESP espresso

For accurate color verification, actual finish samples are available upon request.



RAL#

*Available on select series. Consult product submittal for availability.

