

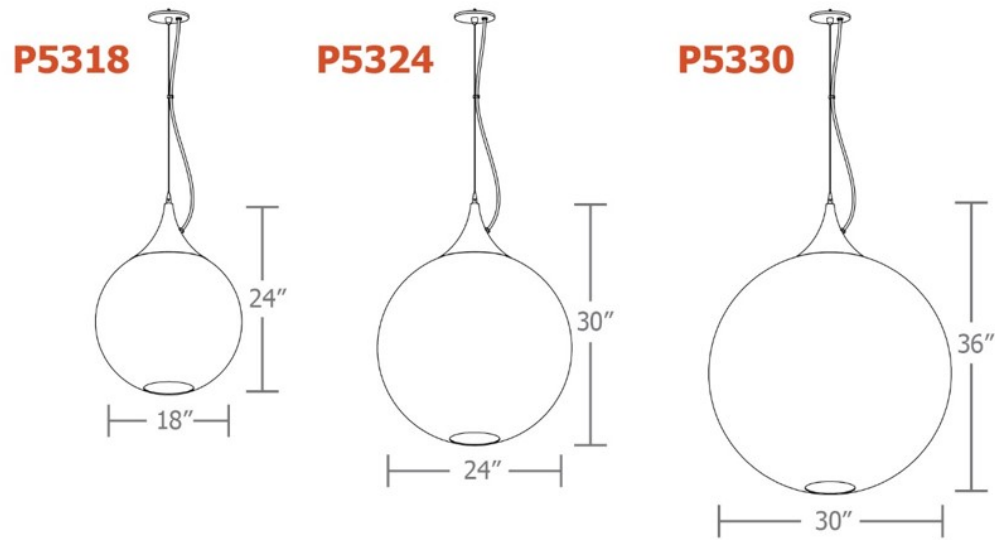


i.drop™ 5-slider

your lighting rep has
recommended the **i.drop™**
pendant for your project
Let's take a quick look:



sizes and lumens



- P5318 (18") / 1057– 1955 lm
- P5324 (24") / 1681 – 2793 lm
- P5330 (30") / 2762 – 3352 lm

downlight
up to 2000 lm

i.drop™ 5-slider



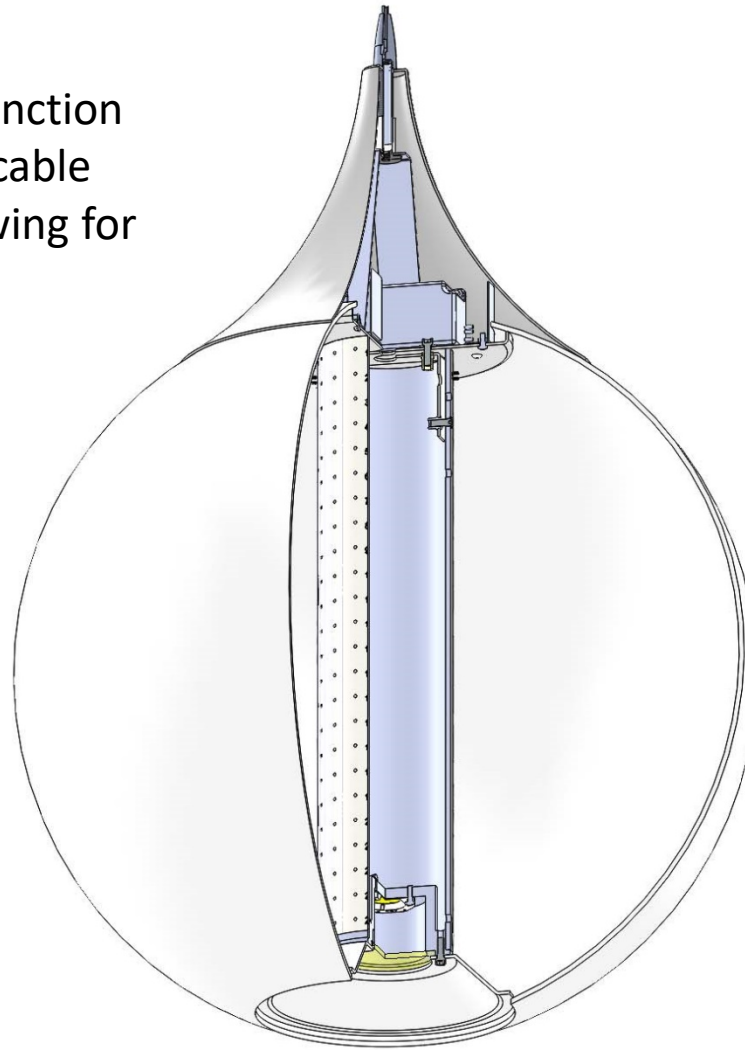
construction

integral constant current driver, field maintainable, universal input (120-277v), 0-10v controllable to 1% dimming.

mounts to standard 4" octagon junction box via single 12ft stainless steel cable with field adjustable gripper allowing for exact desired mounting height

flexible planar LED lighting sheet wrapped around cylinder core provides even illumination

if no downlight is required, white acrylic bottom lens with finial is provided



21 standard powder coat finishes + custom RAL colors available on the spun aluminum trumpet

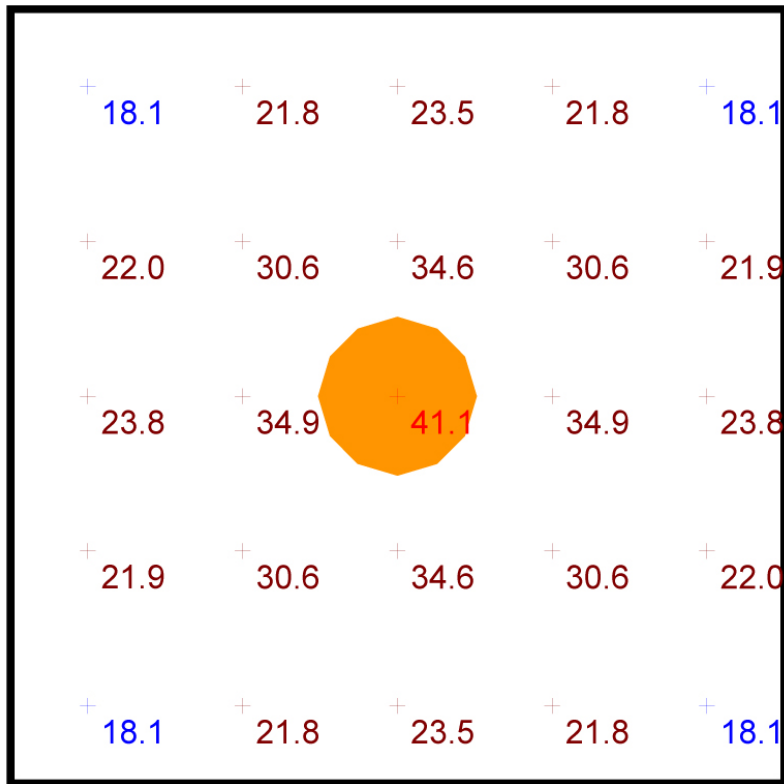
globe-shaped gloss-white virgin acrylic diffuser: 18" seamless, 24"/30" equator seam ground smooth and polished

optional downlight

performance

Statistics

Description	Symbol	Avg	Max	Min	Max/Min	Avg/Min
i.drop	+	25.8 fc	41.1 fc	18.1 fc	2.3:1	1.4:1



- 10' x 10' x 10'H space
- 80/50/20 reflectances
- bottom of fixture at 8' aff
- FC readings at 2.5' aff
- layout conducted using P5324 HI lumen package (2793 delivered lumens) w/ downlight (1303 delivered lumens)





www.impactltg.com

- spec sheet and color chart
- photometric files and BIM models
- built to order in Saint Louis, MO, USA
- 4-week lead time

i.drop™ 5-slider

