

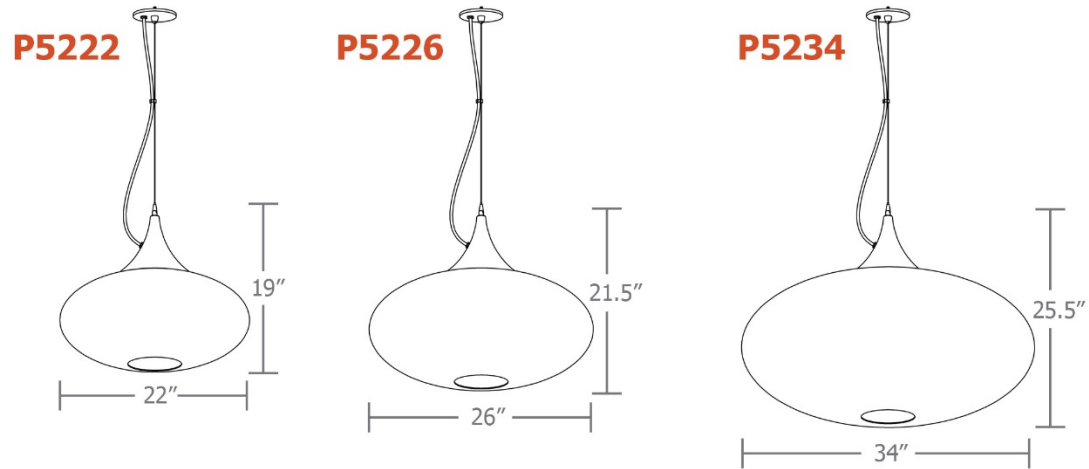


dol.up™ 5-slider

your lighting rep has
recommended the **dol.up™**
pendant for your project
Let's take a quick look:



sizes and lumens



- P5222 (22") / 955– 1768 lm
- P5226 (26") / 1520 – 2525 lm
- P5234 (34") / 2172 – 2954 lm

downlight
up to 2000 lm

dol.up™ 5-slider



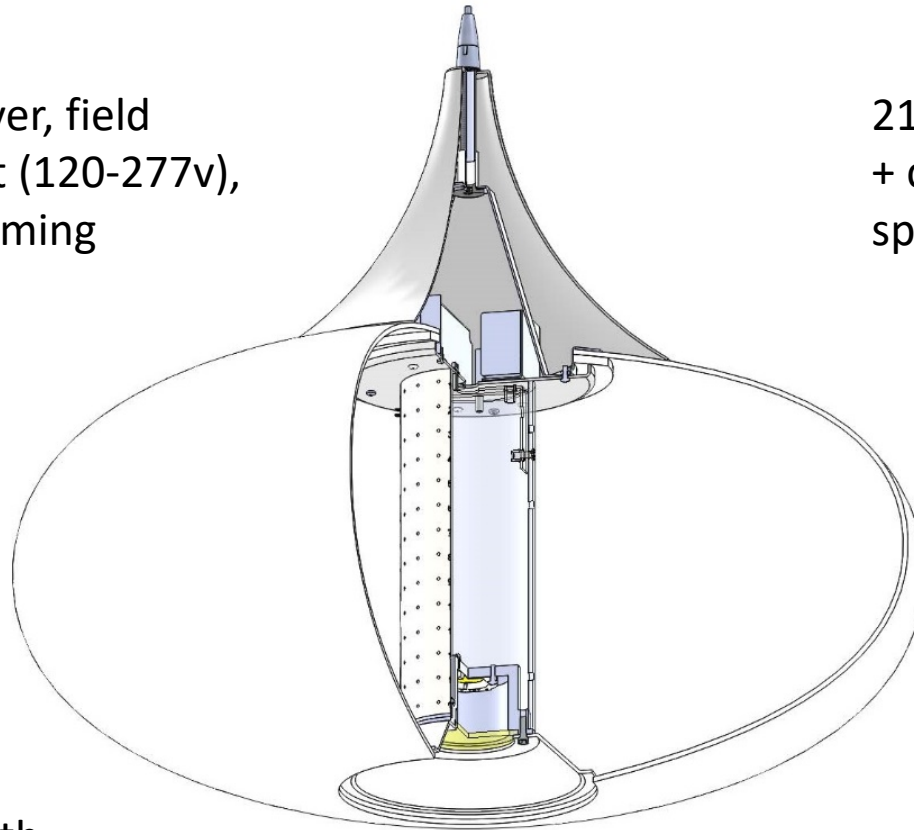
construction

mounts to standard 4" octagon junction box via single 12ft stainless steel cable with field adjustable gripper, allowing for exact desired mounting height

integral constant current driver, field maintainable, universal input (120-277v), 0-10v controllable to 1% dimming

flexible planar LED lighting sheet wrapped around cylinder core provides totally even luminance

if no downlight is required, bottom acrylic white disk with finial is provided



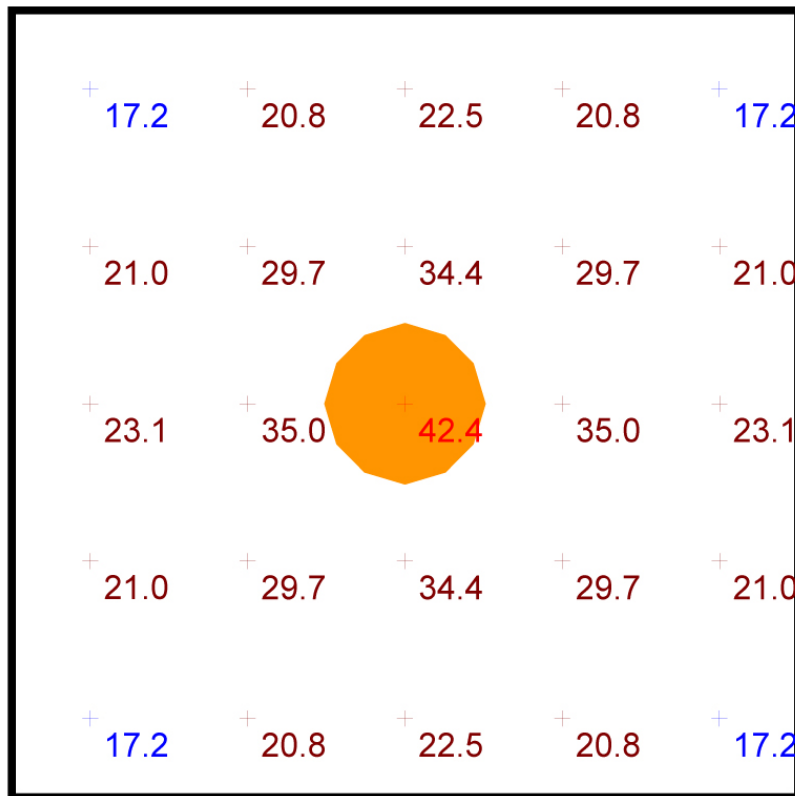
21 standard powder coat paint finishes + custom RAL colors available on the spun aluminum trumpet

two-piece hemisoidal gloss-white virgin acrylic diffuser with polished seam at equator

optional downlight

performance

Statistics						
Description	Symbol	Avg	Max	Min	Max/Min	Avg/Min
dol.up	+	25.1 fc	42.4 fc	17.2 fc	2.5:1	1.5:1



Plan View
Scale - 1" = 2ft

- 10' x 10' x 10'H space
- 80/50/20 reflectances
- bottom of fixture at 8' aff
- FC readings at 2.5' aff
- layout conducted using P5226 HI lumen package (2525 delivered lumens) w/ downlight (1303 delivered lumens)





www.impactltg.com

- spec sheet and color chart
- photometric files and BIM models
- built to order in Saint Louis, MO, USA
- 4-week lead time

dol.up™ 5-slider

