



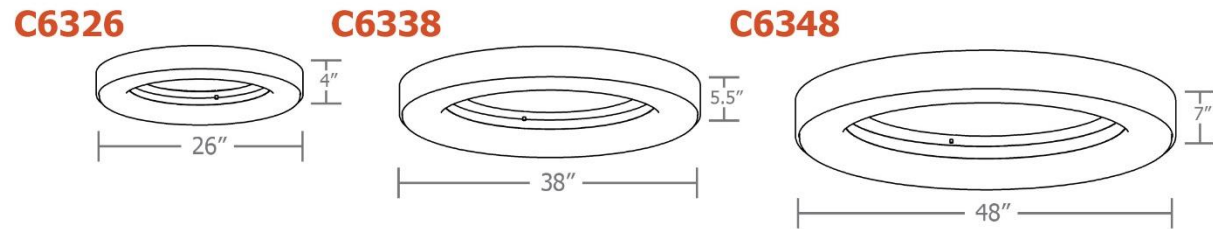
ceiling mount

wht.wal™ 5-slider

your lighting rep has recommended
the **ceiling mount wht.wal™** ring
fixture for your project
Let's take a quick look:



sizes and lumens



- C6326 (26") / 2391 – 4452 lm
- C6338 (38") / 2642 – 5117 lm
- C6348 (48") / 3550 – 5900 lm

ceiling mount

wht.wal™ 5-slider

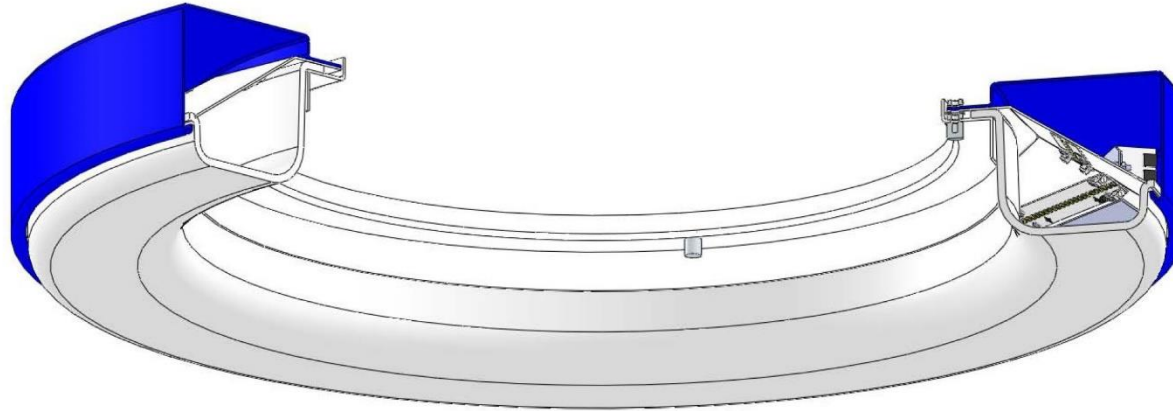


construction

high reflectance matte
white powder coat
aluminum reflector

integral programmable drivers, constant
current, universal input (120-277v), field
maintainable, 0-10v controllable, 1% dimming.

mounts to standard 4"
junction box



precision CNC spun .063"
aluminum housing w/ rolled
bottom edge for added
strength

metal core LED boards
mechanically held in place
for easy maintenance

seamless single piece
donut- shaped translucent
white acrylic diffuser

21 standard powder
coat paint finishes
+ custom RAL colors

.125 virgin white acrylic bottom/inner lens

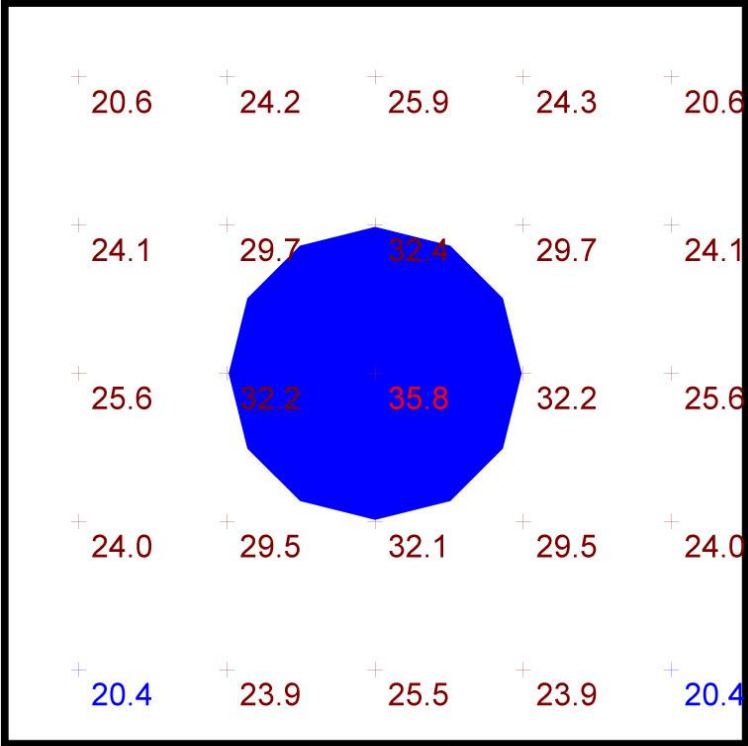
ceiling mount

wht.wal™ 5-slider



performance

Statistics						
Description	Symbol	Avg	Max	Min	Max/Min	Avg/Min
ceiling mount wht.wal	+	26.4 fc	35.8 fc	20.4 fc	1.8:1	1.3:1



Plan View
Scale - 1" = 2ft

- 10' x 10' x 10'H space
- 80/50/20 reflectances
- bottom of fixture at 9'5" aff
- FC readings at 2.5' aff
- layout conducted using C6348 HI output (5900 delivered lumens)

ceiling mount
wht.wal™ 5-slider





Powder Coat Paint Finishes

MW matte white	CP champagne	YO yellow 1018
TW textured white	BZ bronze	RD red 3020
AP anodized paint	BS brass	BU blue 5017
SS satin silver	GM gun metal	OR orange 2011
TG textured gray	BR brick red	MN mint 6019
FB flat black	BN brown 8023	GR green 6018
SB satin black	MB military blue	PL purple 4006



www.impactltg.com

- spec sheet and color chart
- photometric files and BIM models
- built to order in Saint Louis, MO, USA
- 4-week lead time

ceiling mount

wht.wal™ 5-slider

