



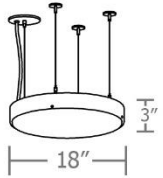
wāf.r™ 5-slider

your lighting rep has  
recommended the **wāf.r™**  
pendant for your project  
Let's take a quick look:

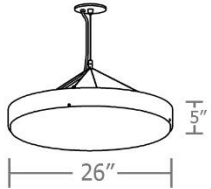


## sizes and lumens

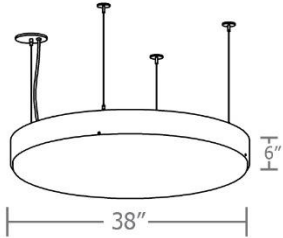
**P5518**



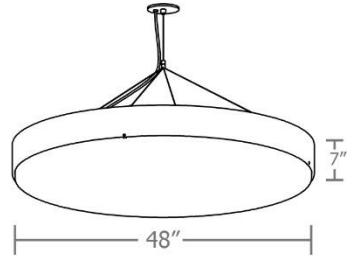
**P5526**



**P5538**



**P5548**



- P5518 (18") / 1330 – 4100 lm
- P5526 (26") / 2600 – 9700 lm
- P5538 (38") / 5150 – 19400 lm
- P5548 (48") / 7700 – 29100 lm



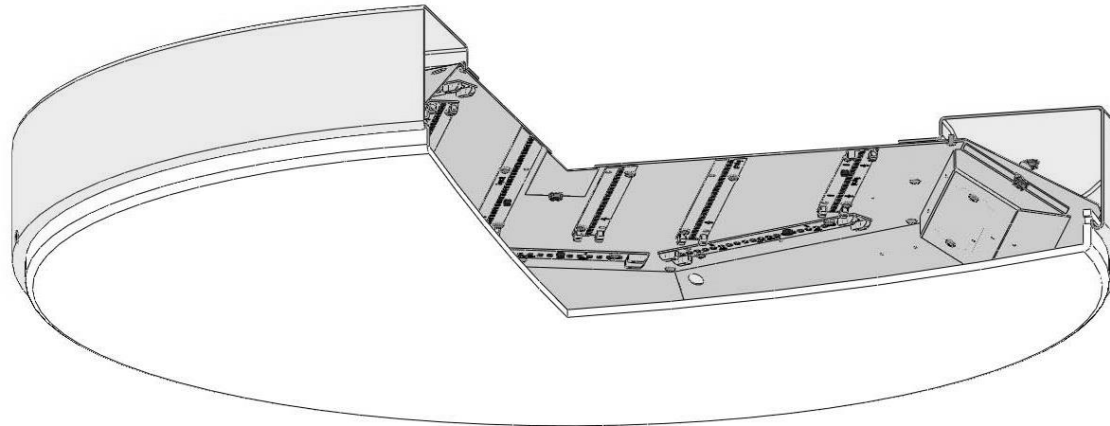
# construction

5" dia. spun steel canopy with field adjustable stainless steel 4-point vertical suspension or quadpod to single point

integral programmable drivers, field maintainable, universal input (120-277v), 0-10v controllable to 1% dimming.

metal core LED boards with Cree **90 CRI** chips, mechanically held in place for easy maintenance  
3000K, 3500K, or 4000K

direct light distribution.  
optional 10% up light




precision CNC spun .063" aluminum housing w/rolled bottom edge for added strength

.050" aluminum reflector w/ high reflectance (>92%) powder coat painted high reflectance matte white finish

15 standard powder coat paint finishes + custom RAL colors

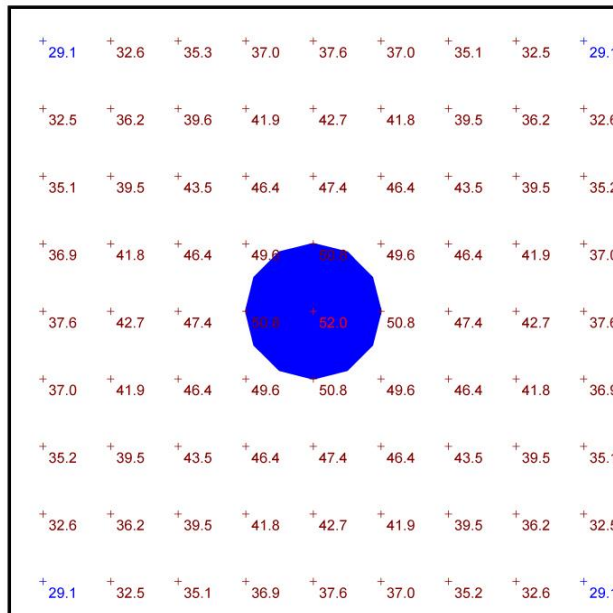
min .177" non-glare, light matte, white acrylic diffuser

# performance

Schedule						
Symbol	QTY	Manufacturer	Catalog Number	Description	Lamp	Wattage
	1	Impact Architectural Lightng	P5548 40 HX	48" dia. pendant waf.r luminaire	4000k 90cri LED	336




Statistics						
Description	Symbol	Avg	Max	Min	Max/Min	Avg/Min
waf.r	<b>+</b>	40.2 fc	52.0 fc	29.1 fc	1.8:1	1.4:1



Plan View  
Scale - 1" = 4ft

- 22' x 22' x 22'H space
- 80/50/20 reflectances
- bottom of fixture at 14' aff
- FC readings at 2.5' aff
- layout conducted using P5548 HX lumen package 90 cri (29100 delivered lumens)





[www.impactltg.com](http://www.impactltg.com)

- spec sheet and color chart
- photometric files and BIM models
- built to order in Saint Louis, MO, USA
- 4-week lead time

wāf.r™ 5-slider

