



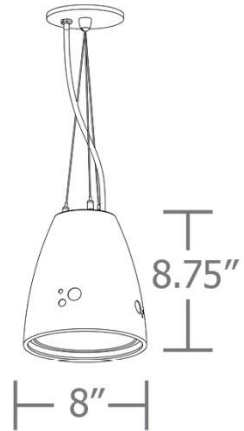
bul.it.hlz™ 5-slider

your lighting rep has
recommended the **bul.it.hlz™**
pendant for your project
Let's take a quick look:

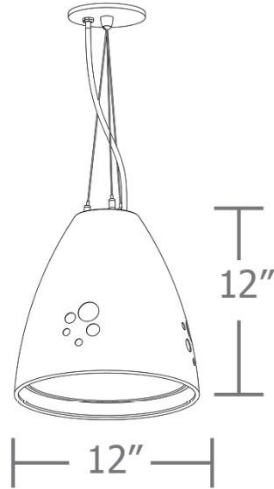


sizes and lumens

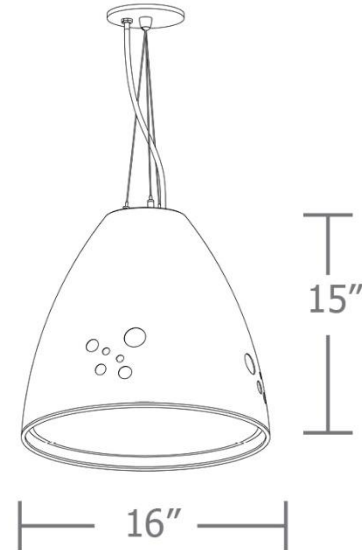
P3208



P3212



P3216



- P3208 (8") / 725 – 1445 lm
- P3212 (12") / 1445 – 2230 lm
- P3216 (16") / 1800 – 2300 lm



construction

integral programmable driver, universal input (120-277v), field maintainable, 0-10v controllable to 1% dimming.

5" dia. spun steel canopy with ultrathin stainless steel Wisp® cables with tiny grippers that allow for field adjustability

optional colored cloth power cord in blue, orange, purple, red or white & gray dot (requires driver canopy)

single COB LED module in 2700K, 3000K, 3500K, 4000K, **90+ CRI** standard

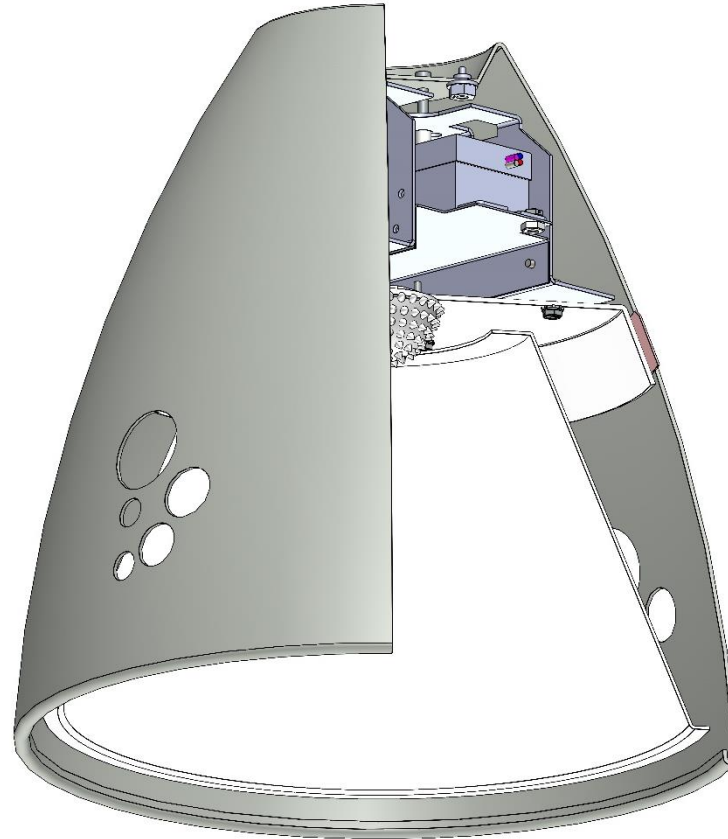
.050" spun aluminum conical reflector finished in high reflectance (>92%) matte white powder coat - mounted with standoffs to allow a small amount of light to highlight the fanciful hole pattern

(POC) power over cable suspension system **option** provides a clean look without the need for a separate power cord (requires driver canopy)

precision CNC spun .063" aluminum parabolic housing with rolled bottom edge for added strength


playful hole pattern varies from fixture to fixture

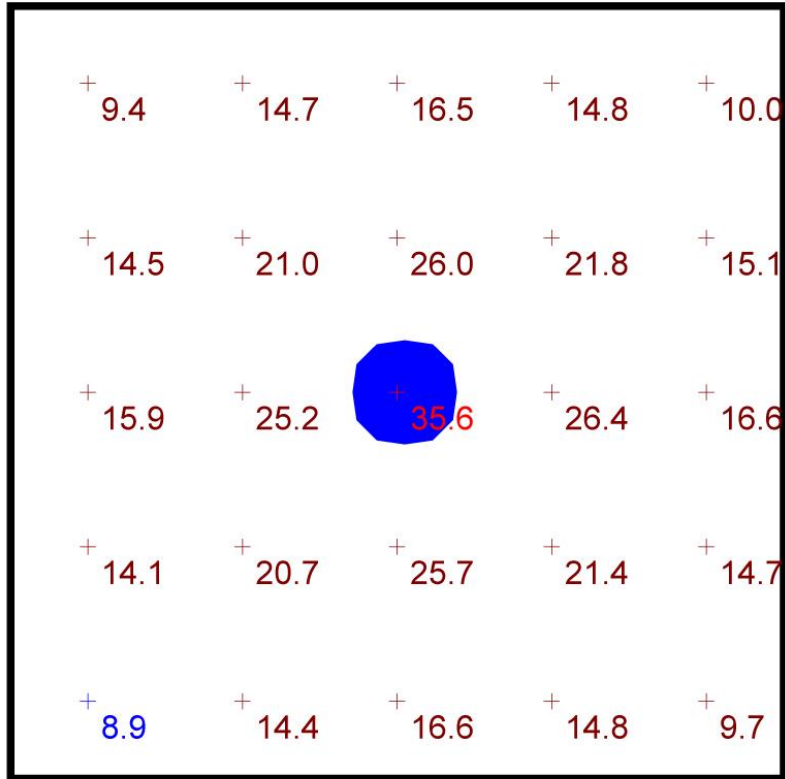
15 standard powder coat paint finishes + custom RAL colors



open bottom, frosted acrylic flat lens, or open with decorative colored ring in amber, blue, frost, green, red, or yellow

performance

Schedule						
Symbol	QTY	Manufacturer	Catalog Number	Description	Lamp	Wattage
	1	Impact Architectural Lighting LLC	P3216 40 LO	16" dia. pendant bul.it.hlz luminaire w/ open bottom	4000k 90CRI LED	27




Plan View
Scale - 1" = 2ft

Statistics						
Description	Symbol	Avg	Max	Min	Max/Min	Avg/Min
bul.it.hlz	+	17.8 fc	35.6 fc	8.9 fc	4.0:1	2.0:1

- 10' x 10' x 12'H space
- 80/50/20 reflectances
- bottom of fixture at 10' aff
- FC readings at 2.5' aff
- layout conducted using P3216 HI output 90 CRI (2300 delivered lumens)





www.impactltg.com

- spec sheet and color chart
- photometric files and BIM models
- built to order in Saint Louis, MO, USA
- 4-week lead time

bul.it.hlz™ 5-slider

