

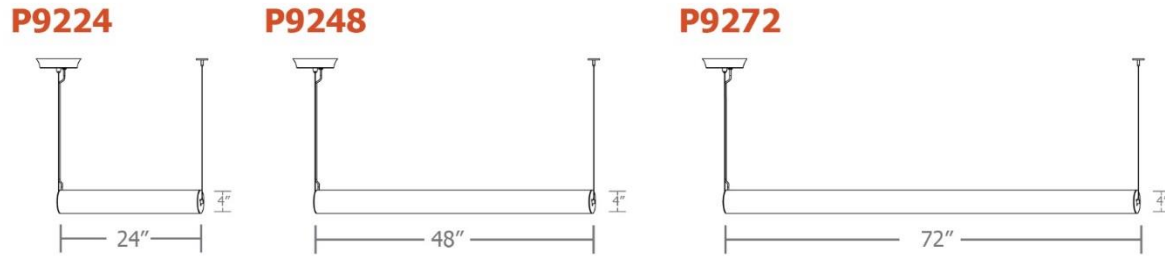


i.rod.4.hrz™ 5-slider

your lighting rep has
recommended the **i.rod.4.hrz™**
cylinder pendant for your project
Let's take a quick look:



sizes and lumens

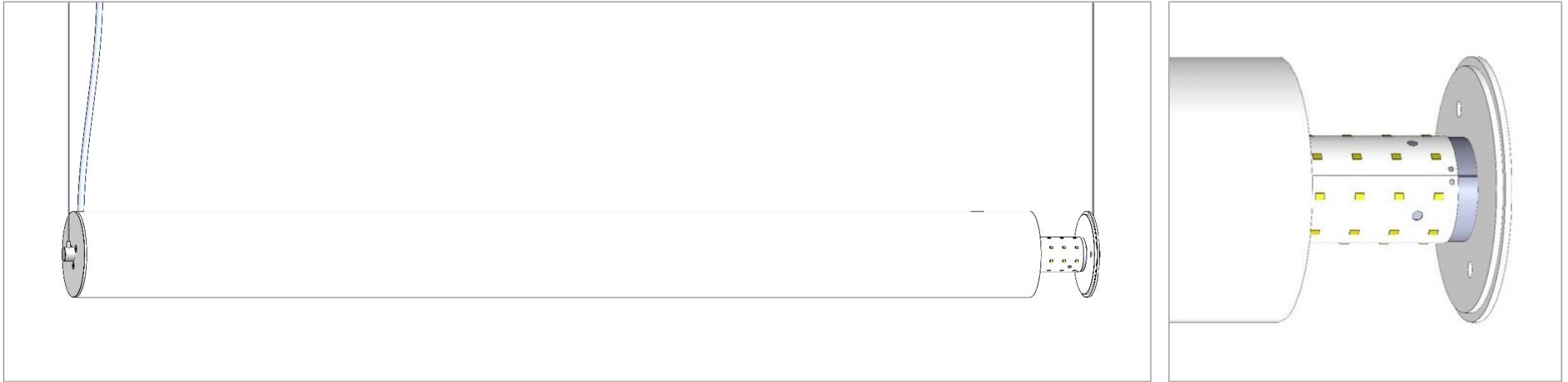


- P9224 (24") / 940 – 3200 lm (custom lumens)
- P9248 (48") / 1000 – 6450 lm (custom lumens)
- P9272 (72") / 3000 – 9100 lm (custom lumens)



construction

canopy mounted driver, constant current, field maintainable, universal input (120-277v), 0-10v controllable to 1% dimming.



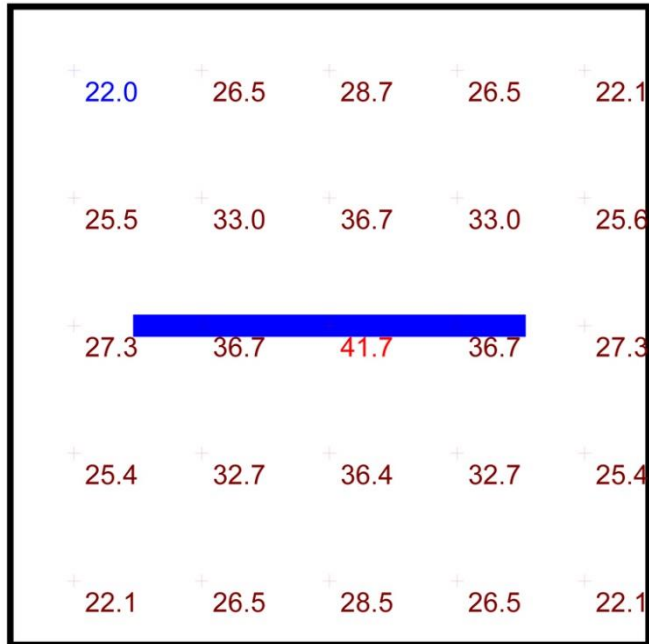
.100" thick aluminum end cap in matte white

mounts to 7.7" dia. spun aluminum driver canopy in matte white finish. two 3ft/6ft stainless steel cables with field adjustable grippers allowing for exact desired mounting height. non power feed leg has 2" matte white canopy.

90 cri flexible planar LED lighting sheet wrapped around extruded aluminum core provides totally even luminance

performance

Statistics						
Description	Symbol	Avg	Max	Min	Max/Min	Avg/Min
i.rod.4.hrz	+	29.1 fc	41.7 fc	22.0 fc	1.9:1	1.3:1



Plan View
Scale - 1" = 2ft

- 10' x 10' x 10'H space
- 80/50/20 reflectances
- bottom of fixture at 8' aff
- FC readings at 2.5' aff
- layout conducted using **90 cri P9272-HX 7500 lumens** output unit





www.impactltg.com

- spec sheet and color chart
- photometric files and BIM models
- built to order in Saint Louis, MO, USA
- 4-week lead time

i.rod.4.hrz™ 5-slider

