



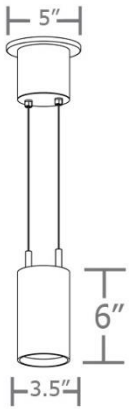
na.row™ 5-slider

your lighting rep has
recommended the **na.row™**
cylinder pendant for your project
Let's take a quick look:

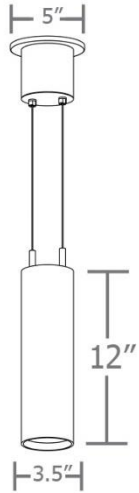


sizes and lumens

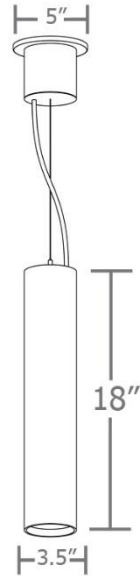
P7606



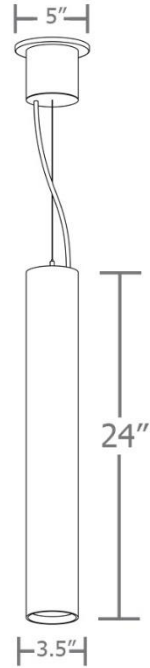
P7612



P7618



P7624



- P7606 (06") / 395 – 2780 lm
- P7612 (12") / 395 – 2780 lm
- P7618 (18") / 395 – 2780 lm
- P7624 (24") / 395 – 2780 lm



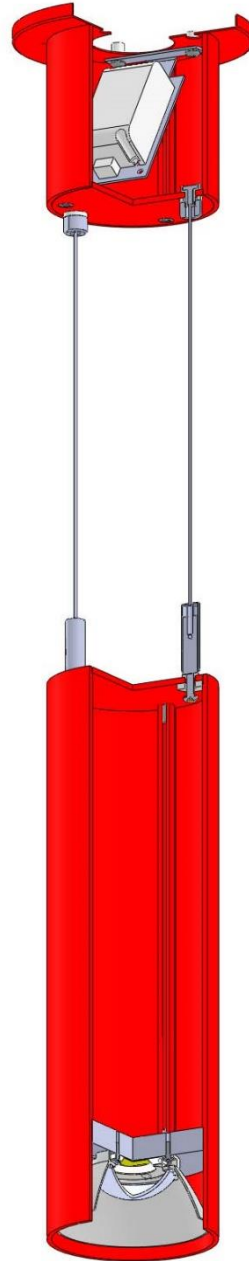
construction

extruded aluminum canopy,
painted to match fixture

canopy mounted driver, constant current,
field maintainable, universal input (120-
277v), 0-10v controllable to 5% dimming

(POC) power over cable suspension
system (**shown here**) option provides a
clean look without the need for a
separate power cord

field changeable **90+ cri** downlight optics: 20°
(spot), 30° (med), 50° (wide), 90° (extra wide)



single stainless-steel ultra-thin cable
with field adjustable micro-gripper
allowing for exact desired mounting
height

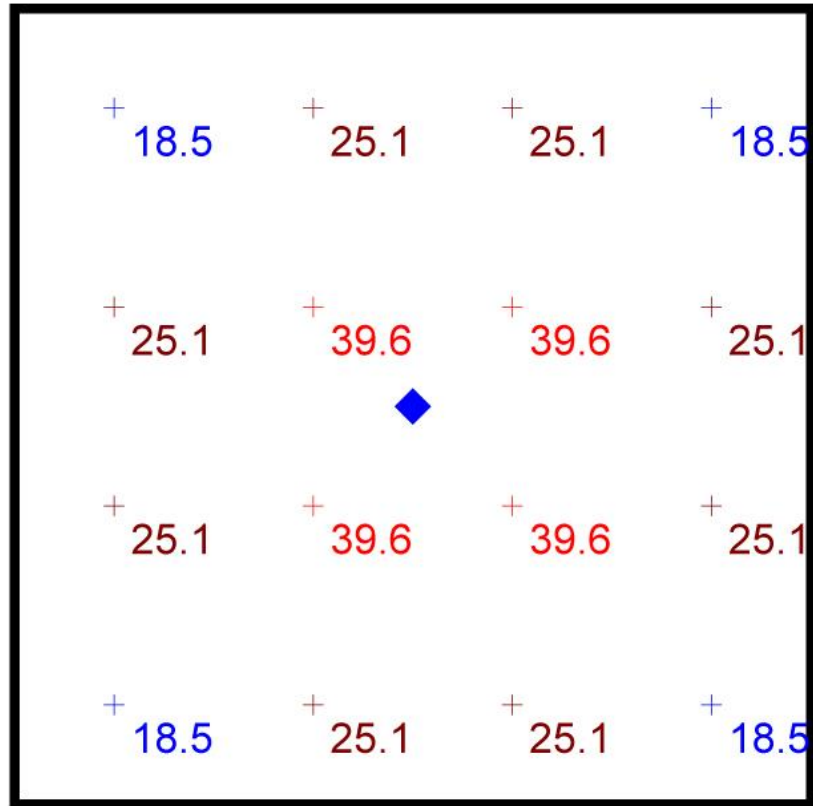
colored cloth power cord in blue,
orange, purple, red or white & gray dot

3.5" dia. smooth extruded
aluminum outer housing

15 standard powder
coat paint finishes
+ custom RAL colors

performance

Statistics						
Description	Symbol	Avg	Max	Min	Max/Min	Avg/Min
na.row	+	27.1 fc	39.6 fc	18.5 fc	2.1:1	1.5:1



Plan View
Scale - 1" = 2ft

- 8' x 8' x 12'H space
- 80/50/20 reflectances
- bottom of fixture at 10' aff
- FC readings at 2.5' aff
- layout conducted using 12" length unit with 90 CRI H3 wide dist. 2780 lumen package





www.impactltg.com

- spec sheet and color chart
- photometric files and BIM models
- built to order in Saint Louis, MO, USA
- 4-week lead time

na.row™ 5-slider

