

glo.stk™ LED spec sheet

material

end caps

precision CNC spun .063" aluminum. select from a variety of finishes listed below.

efficiency

constant current driver operates LED consistently, regulating the current flow through it to produce the most consistent light output and efficiency. constant current driver protects LEDs from voltage fluctuations in the building power system, eliminating stress from over voltage, inrush surges, and flicker from voltage fluctuations, assuring long service life.

LED

body illumination

Heilux LumaFilm® flexible planar LED lighting sheet in 3000K, 3500K, or 4000K (85CRI), utilizing emitters rated at >77,000hrs L₇₀ per TM21-11 from LM80 data. white power cord is standard with other color options listed below.

downlight

Bridgelux Vero series in 3000K, 3500K, or 4000K (80CRI), with rated life of >36,000hrs L₇₀(9K) per IES TM21-11, and >70,000hrs projected life.

driver

class 2 power unit, universal input (120-277 vac), 10% minimum dimming level, PF >92, THD <20% at full load, >418khrs MTBF, protections include short circuit, over current, over voltage and over temperature. built-in 1-10v dimming. specify under options. wired from factory for 0-10v dimming.

diffuser

8" dia. .100" virgin white acrylic cylinder.

mounting

5"dia. spun steel canopy in satin white. three vertical 12ft stainless steel cables and field adjustable grippers that allow for exact AFF mounting heights.

emergency

emergency not available. if required, recommend use of inverter (by other).

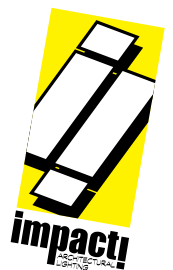


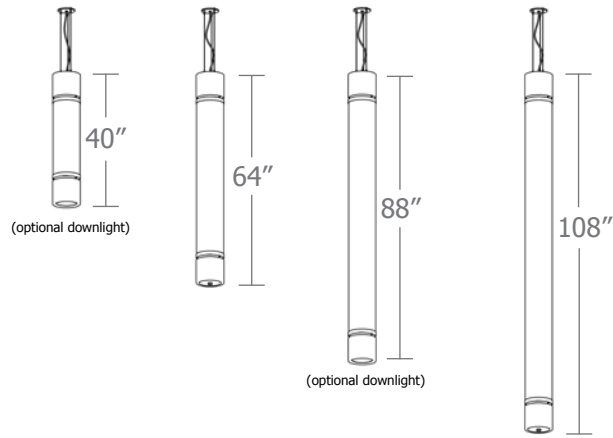
shown with optional downlight

catalog number

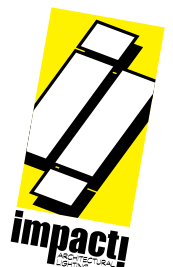

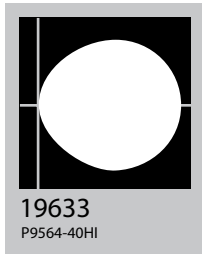
--	--	--	--	--

size	body illumination	downlight	finish	options
P9540 8"dia X 40"ht	30LO 3000K 30HI 3000K	NDL no downlight 30DL 3000K	AP anodized paint BR brick red BU blue BZ bronze CP champagne MB military blue MN mint MW matte white OR orange RD red SB satin black SS satin silver TG textured gray TW textured white YO yellow	BKPC Black power cord and canopy SBPC Silver braid power cord and white canopy
P9564 8"dia X 64"ht	35LO 3500K 35HI 3500K	35DL 3500K		
P9588 8"dia X 88"ht	40LO 4000K 40HI 4000K	40DL 4000K		
P95108 8"dia X 108"ht	(see page 2 for delivered lumens)			
Premium Finish				
BA brushed aluminum				
RAL specify RAL#				






Cat No	Delivered Lumens	Watts		Amps	
		120V	277V	120V	277V
P9540 LO		15	15	0.12	0.05
4000K	1368				
3500K	1286				
3000K	1177				
P9540 HI		19	19	0.16	0.07
4000K	1774				
3500K	1667				
3000K	1525				
P9564 LO		29	29	0.24	0.10
4000K	2838				
3500K	2668				
3000K	2441				
P9564 HI		51	51	0.43	0.19
4000K	5068	ies file # 19633 & 19634			
3500K	4764				
3000K	4358				
P9588 LO		43	43	0.36	0.15
4000K	4257				
3500K	4002				
3000K	3661				
P9588 HI		68	68	0.57	0.25
4000K	6791				
3500K	6384				
3000K	5840				
P95108 LO		52	52	.43	.19
4000K	4865				
3500K	4573				
3000K	4184				
P95108 HI		77	77	.64	.28
4000K	7247				
3500K	6812				
3000K	6233				
Downlight		20	20	.17	.07
4000K	1060				
3500K	996				
3000K	912				



Powder Coat Paint Finishes




MW matte white



SB satin black



YO yellow 1018



TW textured white



CP champagne



RD red 3020



AP anodized paint



BZ bronze



BU blue 5017



SS satin silver



BR brick red



OR orange 2011



TG textured gray



MB military blue




MN mint 6019

For accurate color verification, actual finish samples are available upon request.

Premium Finishes*



BA brushed aluminum



RAL#

For accurate color verification, actual finish samples are available upon request.

*Available on select series. Consult product spec sheet for availability.

