

job name:
 type:

i.drop™ LED spec sheet

material

driver housing

spun .063" aluminum trumpet. available in a variety of finishes listed below.

optics

diffuser

.125" gloss white virgin acrylic. reinforced top opening on 26" and 34".

efficiency

constant current driver operates LED consistently, regulating the current flow through it to produce the most consistent light output and efficiency. constant current driver protects LEDs from voltage fluctuations in the building power system, eliminating stress from over voltage, inrush surges, and flicker from voltage fluctuations, assuring long service life.

LED

body illumination

Heilux LumaFilm® flexible planar LED lighting sheet in 3000K, 3500K, or 4000K (85CRI), utilizing emitters rated at >77,000hrs L₇₀ per TM21-11 from LM80 data.

downlight

Bridgelux Vero series in 3000K, 3500K, or 4000K (80CRI), with rated life of >36,000hrs L₇₀(9K) per IES TM21-11, and >70,000hrs projected life.

driver

class 2 power unit, universal input (120-277 vac), 10% minimum dimming level, PF >92, THD <20% at full load, >418khrs MTBF, protections include short circuit, over current, over voltage and over temperature. wired from factory for 0-10v dimming.

mounting

designed to mount to 4 inch octagon junction box (by other). single 12ft stainless steel cable and field adjustable gripper. white power cord standard with other colors listed below under options. consult factory for installation instructions.

emergency

emergency not available. if required, recommend use of inverter (by other).




catalog number

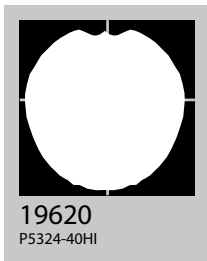

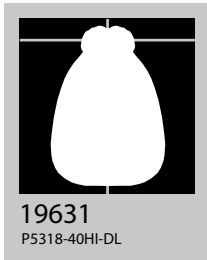
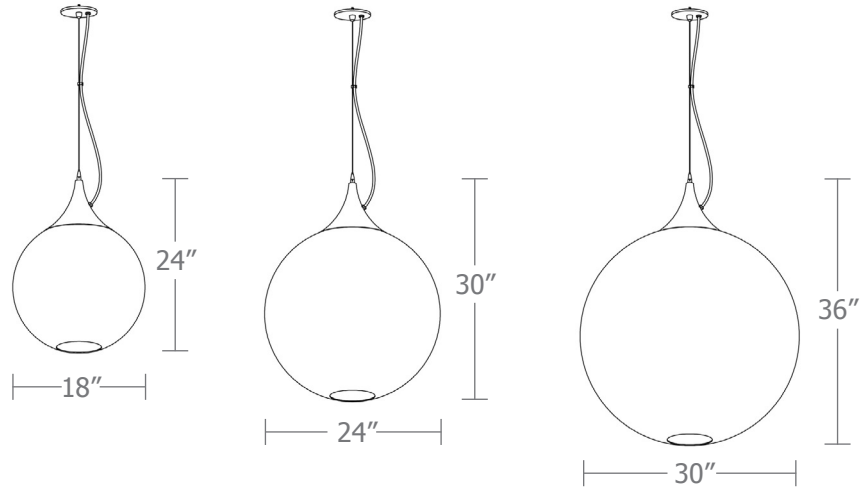
--	--	--	--	--

size	body illumination	downlight	finish	options
P5318 18"dia X 24"ht	30LO 3000K 30HI 3000K	NDL no downlight 30DL 3000K	AP anodized paint BR brick red BU blue BZ bronze CP champagne MB military blue MN mint MW matte white OR orange RD red SB satin black SS satin silver TG textured gray TW textured white YO yellow	BKPC Black power cord and canopy SBPC Silver braid power cord and white canopy
P5324 24"dia X 30"ht	35LO 3500K 35HI 3500K	35DL 3500K 40DL 4000K		
P5330 30"dia X 36"ht	40LO 4000K 40HI 4000K			

(see page 2 for delivered lumens)

Premium Finish
BA brushed aluminum
RAL specify RAL#





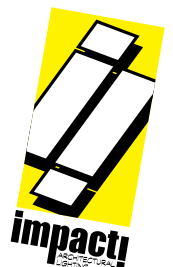
Cat No	Delivered Lumens	Watts		Amps	
		120V	277V	120V	277V
P5318 LO		12	12	0.10	0.04
4000K	1229				
3500K	1155				
3000K	1057				
P5318 HI		19	19	0.16	0.07
4000K	1955	ies file # 19631			
3500K	1838				
3000K	1681				
P5324 LO		19	19	0.16	0.07
4000K	1955				
3500K	1838				
3000K	1681				
P5324 HI		27	27	0.24	0.10
4000K	2793	ies file # 19620 & 19619			
3500K	2625				
3000K	2402				
P5330 LO		31	31	0.26	0.11
4000K	3212				
3500K	3019				
3000K	2762				
P5330 HI		32	32	0.27	0.12
4000K	3352				
3500K	3151				
3000K	2882				
Downlight		20	20	.17	.07
4000K	1303				
3500K	1225				
3000K	1121				




no downlight



downlight



Powder Coat Paint Finishes




MW matte white



SB satin black



YO yellow 1018



TW textured white




CP champagne



RD red 3020




AP anodized paint



BZ bronze



BU blue 5017




SS satin silver



BR brick red



OR orange 2011



TG textured gray



MB military blue



MN mint 6019

For accurate color verification, actual finish samples are available upon request.

Premium Finishes*



BA brushed aluminum



RAL#

For accurate color verification, actual finish samples are available upon request.

*Available on select series. Consult product spec sheet for availability.

