

job name:
 type:

dol.up™ LED spec sheet

material

ballast housing

spun .063" aluminum trumpet. available in a variety of finishes listed below.

optics

diffuser

.125" gloss white virgin acrylic. reinforced top opening on 26" and 34".

efficiency

constant current driver operates LED consistently, regulating the current flow through it to produce the most consistent light output and efficiency. constant current driver protects LEDs from voltage fluctuations in the building power system, eliminating stress from over voltage, inrush surges, and flicker from voltage fluctuations, assuring long service life.

LED

body illumination

Heilux LumaFilm® flexible planar LED lighting sheet in 3000K, 3500K, or 4000K (85CRI), utilizing emitters rated at >77,000hrs L₇₀ per TM21-11 from LM80 data.

downlight

Bridgelux Vero series in 3000K, 3500K, or 4000K (80CRI), with rated life of >36,000hrs L₇₀(9K) per IES TM21-11, and >70,000hrs projected life.

driver

class 2 power unit, universal input (120-277 vac), 10% minimum dimming level, PF >92, THD <20% at full load, >418khrs MTBF, protections include short circuit, over current, over voltage and over temperature. wired from factory for 0-10v dimming.

mounting

designed to mount to 4 inch octagon junction box (by other). single 12ft stainless steel cable and field adjustable gripper. white power cord standard with other colors listed below under options. consult factory for installation instructions.

emergency


emergency not available. if required, recommend use of inverter (by other).

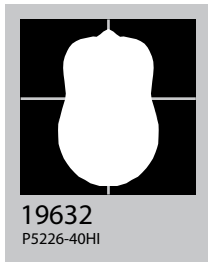
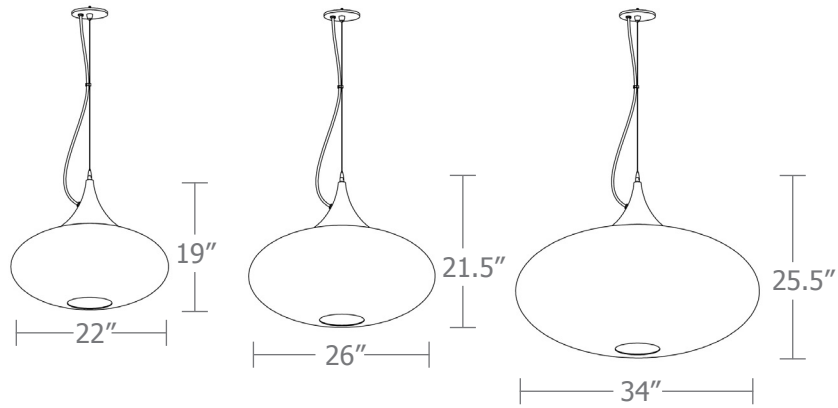


catalog number

--	--	--	--	--

	size	body illumination	downlight	finish	options
P5222	22" dia X 19" ht	30LO 3000K 30HI 3000K	NDL no downlight 30DL 3000K	AP anodized paint BR brick red BU blue BZ bronze CP champagne MB military blue MN mint MW matte white OR orange RD red SB satin black SS satin silver TG textured gray TW textured white YO yellow	BKPC Black power cord and canopy SBPC Silver braid power cord and white canopy
P5226	26" dia X 21.5" ht	35LO 3500K 35HI 3500K	35DL 3500K		
P5234	34" dia X 25.5" ht	40LO 4000K 40HI 4000K	40DL 4000K		
		(see page 2 for delivered lumens)			
				Premium Finish BA brushed aluminum RAL specify RAL#	





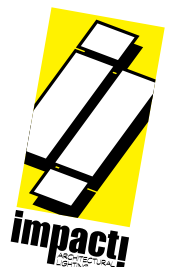
Cat No	Delivered Lumens	Watts		Amps	
		120V	277V	120V	277V
P5222 LO		12	12	0.10	0.04
4000K	1111				
3500K	1044				
3000K	955				
P5222 HI		19	19	0.16	0.07
4000K	1768				
3500K	1661				
3000K	1520				
P5226 LO		21	21	0.18	0.08
4000K	1768				
3500K	1661				
3000K	1520				
P5226 HI		30	30	0.26	0.11
4000K	2525	ies file # 19632			
3500K	2374				
3000K	2172				
P5234 LO		26	26	0.22	0.09
4000K	2525				
3500K	2374				
3000K	2172				
P5234 HI		31	31	0.26	0.11
4000K	2954				
3500K	2895				
3000K	2776				
Downlight		20	20	.17	.07
4000K	1303				
3500K	1225				
3000K	1121				




downlight



no downlight



Powder Coat Paint Finishes




MW matte white



SB satin black



YO yellow 1018



TW textured white




CP champagne



RD red 3020




AP anodized paint



BZ bronze



BU blue 5017




SS satin silver



BR brick red



OR orange 2011



TG textured gray



MB military blue



MN mint 6019

For accurate color verification, actual finish samples are available upon request.

Premium Finishes*



BA brushed aluminum



RAL#

For accurate color verification, actual finish samples are available upon request.

*Available on select series. Consult product spec sheet for availability.

