

job name:
 type:

impulse™ LED spec sheet

material

trim ring

precision CNC spun .063" aluminum. rolled top edge for added strength and recessed lens plane eliminates visible mounting hardware.

diffuser

.125" virgin matte white acrylic lens.

luminous accent disc

.125" gloss acrylic available in a variety of translucent colors.

optics

reflector

segmented .050 aluminum painted high reflectance powder coat matte white.

internal dust shield

.125" P95 frost acrylic lens provides debris-free diffuser illumination.

top lens

.125" clear acrylic with prepainted white aluminum center disc reflector, protects LEDs while gently illuminating the dome/diffuser.

efficiency

constant current driver operates LED consistently, regulating the current flow through it to produce the most consistent light output and efficiency. constant current driver protects LEDs from voltage fluctuations in the building power system, eliminating stress from over voltage, inrush surges, and flicker from voltage fluctuations, assuring long service life.

LED

custom LED board in 3000K, 3500K, or 4000K (80 cri). under normal operating conditions, the LEDs employed are rated for >36,000hrs L70 (6.8K) per IES TM-21 from LM-80 test data, and 71,000hrs L70 projected life. white power cord is standard with other color options listed below.

driver

Roal Strato series, class 2 power unit, built-in active PFC function, universal input (120-277 vac), 10% minimum dimming level, PF >80, protections include short circuit, over current, over voltage and over temperature. wired for 0-10v dimming from factory. (26" dia)

mounting

5"dia. spun steel canopy in satin white with sloped ceiling adapter. single 12' stainless steel cable connects to field adjustable collector. an array of cables branch off and attach to reflector with adjustable grippers. cable system allows for exact AFF mounting heights.


emergency




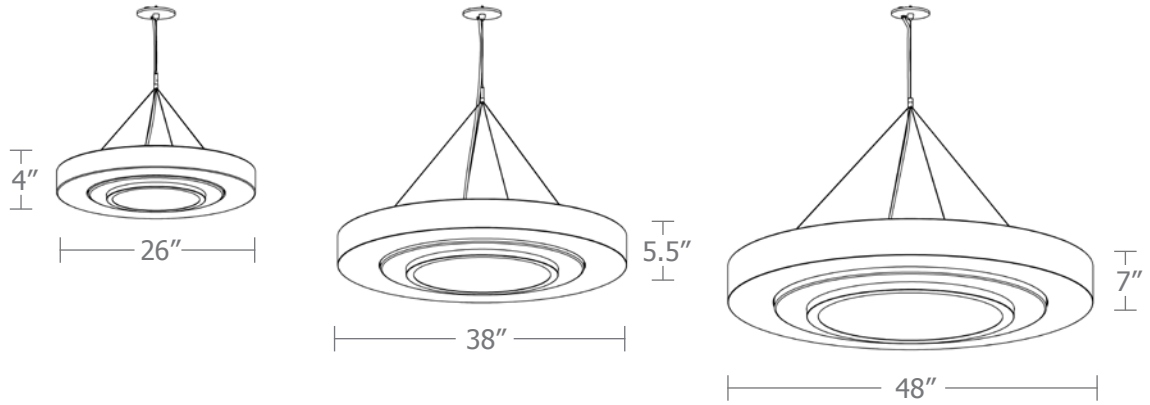
emergency not available. if required, recommend use of inverter (by other).



catalog number


size	accent disc	LED array	finish	options
P2126 (2ft) 26"dia X 4"ht	B blue	30LO 3000K	AP anodized paint	SBPC Silver braid power cord and white canopy
P2138 (3ft) 38"dia X 5.5"ht	O orange	30HI 3000K	BR brick red	
	P prismatic	35LO 3500K	BU blue	
	R red	35HI 3500K	BZ bronze	
P2148 (4ft) 48"dia X 7"ht		40LO 4000K	CP champagne	
		40HI 4000K	MB military blue	
			MN mint	
			MW matte white	
			OR orange	
			RD red	
			SB satin black	
			SS satin silver	
			TG textured gray	
			TW textured white	
			YO yellow	
			Premium Finish	
			BA brushed aluminum	
			RAL specify RAL#	





Cat No	Delivered Lumens	Watts		Amps	
		120V	277V	120V	277V
P2126 LO		29	29	0.24	0.10
4000K	3470				
3500K	3297				
3000K	2603				
P2126 HI		56	56	0.49	0.20
4000K	6701	ies file # 19615			
3500K	6366				
3000K	5026				
P2138 LO		48	48	0.49	0.17
4000K	5346				
3500K	5091	ies file # 19467			
3000K	4009				
P2138 HI		99	99	0.85	0.36
4000K	10501	ies file # 19469			
3500K	10238	ies file # 19468			
3000K	7876				
P2148 LO		53	53	0.47	0.19
4000K	6522				
3500K	6211	ies file # 19470			
3000K	4891				
P2148 HI		108	108	0.96	0.39
4000K	11851	ies file # 19472			
3500K	11342	ies file # 19471			
3000K	8888				

Powder Coat Paint Finishes




MW matte white



SB satin black



YO yellow 1018



TW textured white



CP champagne



RD red 3020



AP anodized paint



BZ bronze



BU blue 5017



SS satin silver



BR brick red



OR orange 2011



TG textured gray



MB military blue



MN mint 6019

For accurate color verification, actual finish samples are available upon request.

Premium Finishes*



BA brushed aluminum



RAL#

For accurate color verification, actual finish samples are available upon request.

*Available on select series. Consult product spec sheet for availability.

