

job name:   
 type:

## impulse™ spec sheet

### material

#### trim ring

precision CNC spun .063" aluminum. rolled top edge for added strength and recessed lens plane eliminates visible mounting hardware.

#### diffuser

.125" virgin matte white acrylic lens.

#### luminous accent disc

.125" gloss acrylic available in a variety of translucent colors.

### optics

#### reflector

segmented .050 aluminum painted high reflectance powder coat matte white.

#### internal dust shield

.125" P95 frost acrylic lens provides debris-free diffuser illumination.

#### top lens

.125" clear acrylic with prepainted white aluminum center disc reflector, protects LEDs while gently illuminating the dome/diffuser.

### LED

custom LED board in 3000K, 3500K, or 4000K (80+ cri standard) optional 90cri (see below). under normal operating conditions, the LEDs employed are rated for >50,000hrs L70 (6.8K) per IES TM-21 from LM-80 test data. white power cord is standard with other color options listed below.

### driver


integral, programmable, UL class P, class 2, universal input (120-277v), constant current, 0-10v dimming, 1% minimum dimming level, PF >.9, THD <20%, protections include open and short circuit, overload and over temperature.

### mounting

5"dia. spun steel canopy in satin white with sloped ceiling adapter. single 12' stainless steel cable connects to field adjustable collector. an array of cables branch off and attach to reflector with adjustable grippers. cable system allows for exact AFF mounting heights.

### emergency

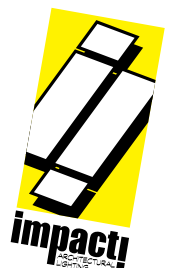
recommend use of inverter (by other).  
 optional WREM: wired for remote EM battery (by other). 2nd power cord required.

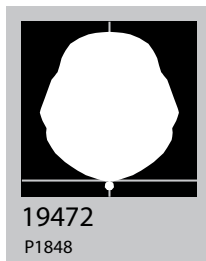


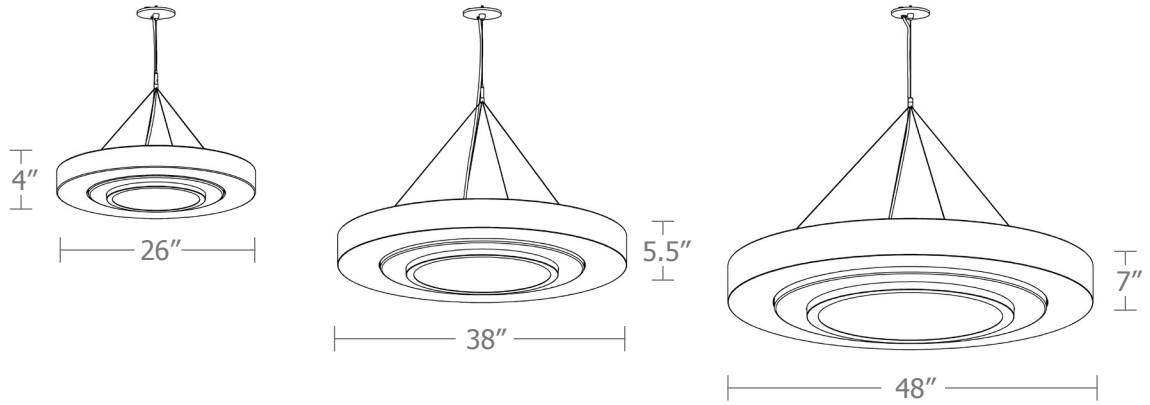


## catalog number

--	--	--	--	--

size	accent disc	LED array	finish	options
<b>P2126</b> (2ft) 26"dia X 4"ht	<b>B</b> blue	<b>30FX</b> 3000K	<b>AP</b> anodized paint	<b>SBPC</b> Silver braid power cord and white canopy
<b>P2138</b> (3ft) 38"dia X 5.5"ht	<b>O</b> orange	<b>30LO</b> 3000K	<b>BN</b> brown	<b>90CRI</b>
<b>P2148</b> (4ft) 48"dia X 7"ht	<b>P</b> prismatic	<b>30HI</b> 3000K	<b>BR</b> brick red	<b>WREM</b> wired for remote EM battery pack (by other) (see note above)
	<b>R</b> red	<b>35FX</b> 3500K	<b>BS</b> brass	
		<b>35LO</b> 3500K	<b>BU</b> blue	
		<b>35HI</b> 3500K	<b>BZ</b> bronze	
		<b>40FX</b> 4000K	<b>CP</b> champagne	
		<b>40LO</b> 4000K	<b>FB</b> flat black	
		<b>40HI</b> 4000K	<b>GM</b> gun metal	
		<b>CL</b> xxxx lm custom lumens consult factory	<b>GR</b> green	
			<b>MB</b> military blue	
			<b>MN</b> mint	
			<b>MW</b> matte white	
			<b>OR</b> orange	
			<b>PL</b> purple	
			<b>RD</b> red	
			<b>SB</b> satin black	
			<b>SS</b> satin silver	
			<b>TG</b> textured gray	
			<b>TW</b> textured white	
			<b>YO</b> yellow	
			<b>premium finish</b>	
			<b>BA</b> brushed aluminum	
			<b>RAL</b> specify RAL#	

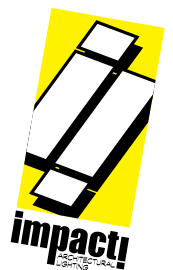





Cat No	Delivered* Lumens	Watts	
		120V / 277V	120V 277V

Cat No	Delivered* Lumens	Watts	
		120V / 277V	120V 277V
<b>P2126 FX</b>	1690	15	.13
<b>P2126 LO</b>	3470	29	.24
<b>P2126 HI</b>	6701	57	.48
ies file # 19615			
<b>P2138 FX</b>	3385	29	.24
<b>P2138 LO</b>	6580	57	.48
<b>P2138 HI</b>	13165	113	.94
ies file # 19469			
<b>P2148 FX</b>	5075	44	.37
<b>P2148 LO</b>	9875	85	.71
<b>P2148 HI</b>	19750	170	1.42

\*delivered lumens based on 4000K, 80+ cri  
(90cri multiplier .83)



## Powder Coat Paint Finishes




**MW** matte white




**CP** champagne



**YO** yellow 1018




**TW** textured white



**BZ** bronze



**RD** red 3020




**AP** anodized paint




**BS** brass



**BU** blue 5017




**SS** satin silver



**GM** gun metal



**OR** orange 2011



**TG** textured gray



**BR** brick red



**MN** mint 6019



**FB** flat black



**BN** brown 8023



**GR** green 6018



**SB** satin black



**MB** military blue



**PL** purple 4005

For accurate color verification, actual finish samples are available upon request.

## Premium Finishes\*



**BA** brushed aluminum



**RAL#**

\*Available on select series. Consult product submittal for availability.

