

job name:   
 type:

## mod™ LED spec sheet

### material

#### trim ring

precision CNC spun .063" aluminum. rolled top edge for added strength and recessed dome plane eliminates visible mounting hardware.

#### diffuser

.125" virgin matte white acrylic dome.

### optics

#### reflector

segmented .050 aluminum painted high reflectance powder coat matte white.

#### internal dust shield

.125" P95 frost acrylic lens provides debris-free diffuser illumination.

#### top lens

.125" clear acrylic with prepainted white aluminum center disc reflector, protects LEDs while gently illuminating the dome/diffuser.

### efficiency

constant current driver operates LED consistently, regulating the current flow through it to produce the most consistent light output and efficiency. constant current driver protects LEDs from voltage fluctuations in the building power system, eliminating stress from over voltage, inrush surges, and flicker from voltage fluctuations, assuring long service life.

### LED

custom LED board in 3000K, 3500K, or 4000K (80 cri). under normal operating conditions, the LEDs employed are rated for >36,000hrs L70 (6.8K) per IES TM-21 from LM-80 test data, and 71,000hrs L70 projected life. white power cord is standard with other color options listed below.

### driver

Roal Strato series, class 2 power unit, built-in active PFC function, universal input (120-277 vac), 10% minimum dimming level, PF >80, protections include short circuit, over current, over voltage and over temperature. wired for 0-10v dimming from factory. (26" dia)

### mounting

5"dia. spun steel canopy in satin white with sloped ceiling adapter. single 12' stainless steel cable connects to field adjustable collector. an array of cables branch off and attach to reflector with adjustable grippers. cable system allows for exact AFF mounting heights.

### emergency

emergency not available. if required, recommend use of inverter (by other).



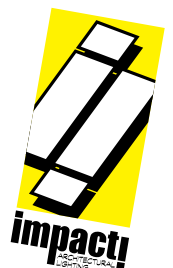
## catalog number




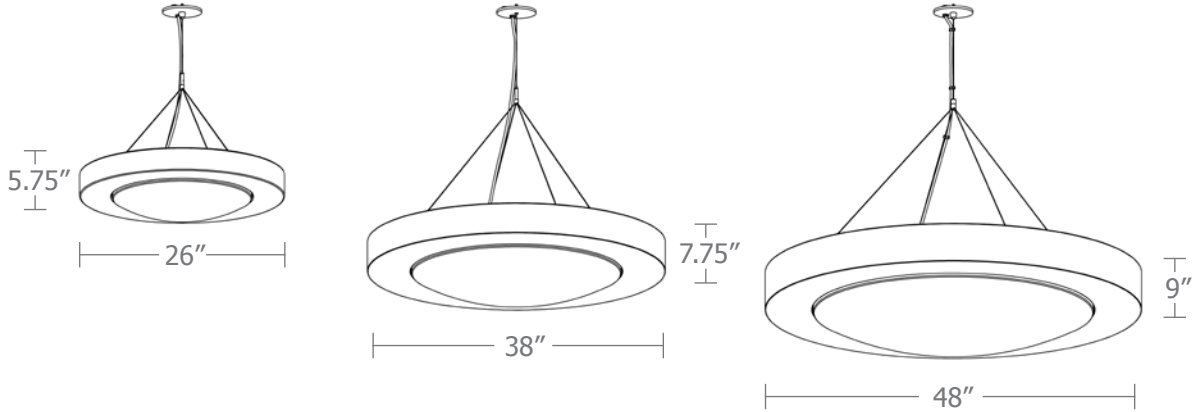
--	--	--	--

size	LED array	finish	options
<b>P1826</b> (2ft) 26"dia X 5.75"ht	<b>30LO</b> 3000K <b>30HI</b> 3000K	<b>AP</b> anodized paint <b>BR</b> brick red <b>BU</b> blue <b>BZ</b> bronze <b>CP</b> champagne <b>MB</b> military blue <b>MN</b> mint <b>MW</b> matte white <b>OR</b> orange <b>RD</b> red <b>SB</b> satin black <b>SS</b> satin silver <b>TG</b> textured gray <b>TW</b> textured white <b>YO</b> yellow	<b>SBPC</b> Silver braid power cord and white canopy
<b>P1838</b> (3ft) 38"dia X 7.75"ht	<b>35LO</b> 3500K <b>35HI</b> 3500K		
<b>P1848</b> (4ft) 48"dia X 9"ht	<b>40LO</b> 4000K <b>40HI</b> 4000K		

### Premium Finish


- BA** brushed aluminum
- RAL** specify RAL#
- KNP** knotty pine
- MED** mediterranean
- MHG** mahogany
- MPL** maple
- WAL** walnut  
(extended lead time typical for wood finishes)






Cat No	Delivered Lumens	Watts		Amps	
		120V	277V	120V	277V
<b>P1826 LO</b>		29	29	0.24	0.10
4000K	3470				
3500K	3297				
3000K	2603				
<b>P1826 HI</b>		56	56	0.49	0.20
4000K	6701	ies file # 19615			
3500K	6366				
3000K	5026				
<b>P1838 LO</b>		48	48	0.49	0.17
4000K	5346				
3500K	5091	ies file # 19467			
3000K	4009				
<b>P1838 HI</b>		99	99	0.85	0.36
4000K	10501	ies file # 19469			
3500K	10238	ies file # 19468			
3000K	7876				
<b>P1848 LO</b>		53	53	0.47	0.19
4000K	6522				
3500K	6211	ies file # 19470			
3000K	4891				
<b>P1848 HI</b>		108	108	0.96	0.39
4000K	11851	ies file # 19472			
3500K	11342	ies file # 19471			
3000K	8888				

## Powder Coat Paint Finishes




**MW** matte white



**SB** satin black



**YO** yellow 1018



**TW** textured white



**CP** champagne



**RD** red 3020



**AP** anodized paint



**BZ** bronze



**BU** blue 5017



**SS** satin silver



**BR** brick red



**OR** orange 2011



**TG** textured gray



**MB** military blue



**MN** mint 6019

For accurate color verification, actual finish samples are available upon request.

## Premium Finishes\*



**BA** brushed aluminum



**RAL#**



**MED** mediterranean



**KNP** knotty pine



**MPL** maple



**WAL** walnut



**MHG** mahogany

For accurate color verification, actual finish samples are available upon request.

\*Available on select series. Consult product spec sheet for availability.

(extended lead time typical for wood finishes)

