

job name:
 type:

incit™ spec sheet

material

trim ring

precision CNC spun .063" aluminum. rolled top edge for added strength and recessed dome plane eliminates visible mounting hardware.

diffuser

.125" virgin matte white acrylic dome.

optics

reflector

segmented .050 aluminum painted high reflectance powder coat matte white.

internal dust shield

.125" P95 frost acrylic lens provides debris-free diffuser illumination.

top lens

.125" clear acrylic with prepainted white aluminum center disc reflector, protects LEDs while gently illuminating the dome/diffuser.

LED

custom LED board in 3000K, 3500K, or 4000K (80+ cri standard) optional 90cri (see below). under normal operating conditions, the LEDs employed are rated for >50,000hrs L70 (6.8K) per IES TM-21 from LM-80 test data. white power cord is standard with other color options listed below.

driver

integral, programmable, UL class P, class 2, universal input (120-277v), constant current, 0-10v dimming, 1% minimum dimming level, PF >.9, THD <20%, protections include open and short circuit, overload and over temperature.

mounting

5"dia. spun steel canopy in satin white with sloped ceiling adapter. single 12' stainless steel cable connects to field adjustable collector. an array of cables branch off and attach to reflector with adjustable grippers. cable system allows for exact AFF mounting heights.

emergency

recommend use of inverter (by other).

optional WREM: wired for remote EM battery (by other). 2nd power cord required.



catalog number

--	--	--	--

size

P1026
(2ft) 26"dia X 5.75"ht

P1038
(3ft) 38"dia X 7.75"ht

LED array

30FX 3000K

30LO 3000K

30HI 3000K

35FX 3500K

35LO 3500K

35HI 3500K

40FX 4000K

40LO 4000K

40HI 4000K

CL xxxx lm
custom lumens
consult factory

finish

AP anodized paint

BN brown

BR brick red

BS brass

BU blue

BZ bronze

CP champagne

FB flat black

GM gun metal

GR green

MB military blue

MN mint

MW matte white

OR orange

PL purple

RD red

SB satin black

SS satin silver

TG textured gray

TW textured white

YO yellow

premium finish

BA brushed aluminum

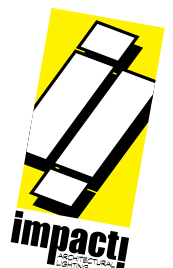
RAL specify RAL#



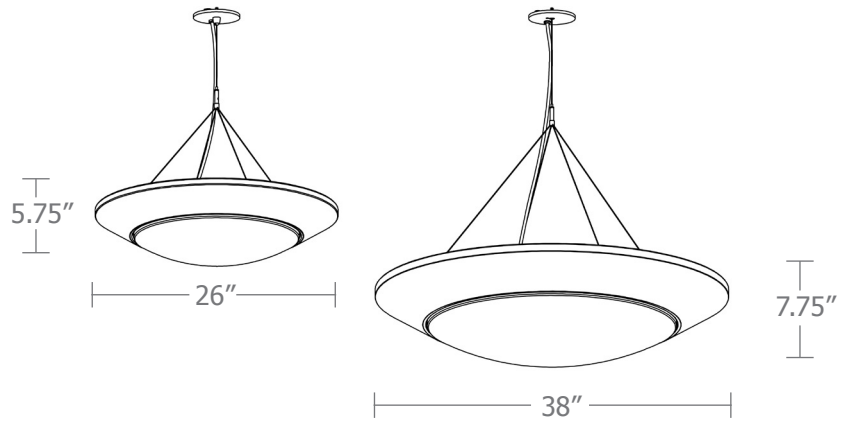
options

SBPC Silver braid power cord and white canopy

90CRI


WREM wired for remote EM battery pack
(by other)
(see note above)






Cat No	Delivered* Lumens	Watts		Amps	
		120V / 277V	120V	277V	
P1026 FX	1690	15	.13	.05	
P1026 LO	3470	29	.24	.10	
P1026 HI	6701	57	.48	.21	
	ies file # 19615				
P1038 FX	3385	29	.24	.10	
P1038 LO	6580	57	.48	.21	
P1038 HI	13165	113	.94	.41	
	ies file # 19469				

*delivered lumens based on 4000K, 80+ cri
(90cri multiplier .83)



Powder Coat Paint Finishes




MW matte white




CP champagne



YO yellow 1018




TW textured white



BZ bronze



RD red 3020




AP anodized paint




BS brass



BU blue 5017




SS satin silver



GM gun metal



OR orange 2011




TG textured gray



BR brick red



MN mint 6019




FB flat black



BN brown 8023



GR green 6018



SB satin black



MB military blue



PL purple 4005

For accurate color verification, actual finish samples are available upon request.

Premium Finishes*



BA brushed aluminum



RAL#

*Available on select series. Consult product submittal for availability.

