

job name:
 type:

incit™ LED spec sheet

material

trim ring

precision CNC spun .063" aluminum. rolled top edge for added strength and recessed dome plane eliminates visible mounting hardware.

diffuser

.125" virgin matte white acrylic dome.

optics

reflector

segmented .050 aluminum painted high reflectance powder coat matte white.

internal dust shield

.125" P95 frost acrylic lens provides debris-free diffuser illumination.

top lens

.125" clear acrylic with prepainted white aluminum center disc reflector, protects LEDs while gently illuminating the dome/diffuser.

efficiency

constant current driver operates LED consistently, regulating the current flow through it to produce the most consistent light output and efficiency. constant current driver protects LEDs from voltage fluctuations in the building power system, eliminating stress from over voltage, inrush surges, and flicker from voltage fluctuations, assuring long service life.

LED

custom LED board in 3000K, 3500K, or 4000K (80 cri). under normal operating conditions, the LEDs employed are rated for >36,000hrs L70 (6.8K) per IES TM-21 from LM-80 test data, and 71,000hrs L70 projected life. white power cord is standard with other color options listed below.

driver

Roal Strato series, class 2 power unit, built-in active PFC function, universal input (120-277 vac), 10% minimum dimming level, PF >80, protections include short circuit, over current, over voltage and over temperature. wired for 0-10v dimming from factory.

mounting

5"dia. spun steel canopy in satin white with sloped ceiling adapter. single 12' stainless steel cable connects to field adjustable collector. an array of cables branch off and attach to reflector with adjustable grippers. cable system allows for exact AFF mounting heights.

emergency


emergency not available. if required, recommend use of inverter (by other).



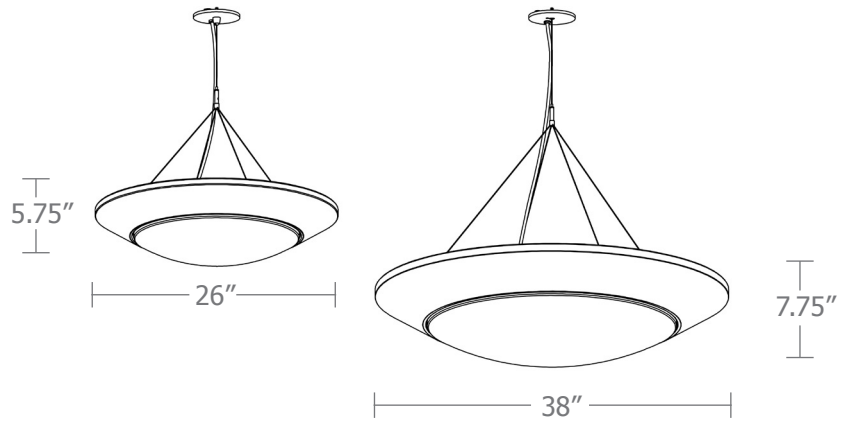


catalog number

--	--	--	--


size	LED array	finish	options
P1026 (2ft) 26"dia X 5.75"ht	30LO 3000K 30HI 3000K	AP anodized paint BR brick red BU blue BZ bronze CP champagne MB military blue MN mint MW matte white OR orange RD red SB satin black SS satin silver TG textured gray TW textured white YO yellow	SBPC Silver braid power cord and white canopy
P1038 (3ft) 38"dia X 7.75"ht	35LO 3500K 35HI 3500K 40LO 4000K 40HI 4000K	Premium Finish BA brushed aluminum RAL specify RAL#	





Cat No	Delivered Lumens	Watts		Amps	
		120V	277V	120V	277V
P1026 LO		29	29	0.24	0.10
4000K	3470				
3500K	3297				
3000K	2603				
P1026 HI		56	56	0.49	0.20
4000K	6701	ies file # 19615			
3500K	6366				
3000K	5026				
P1038 LO		48	48	0.49	0.17
4000K	5346				
3500K	5091	ies file # 19467			
3000K	4009				
P1038 HI		99	99	0.85	0.36
4000K	10501	ies file # 19469			
3500K	10238	ies file # 19468			
3000K	7876				

Powder Coat Paint Finishes




MW matte white



SB satin black



YO yellow 1018



TW textured white




CP champagne



RD red 3020



AP anodized paint



BZ bronze



BU blue 5017



SS satin silver



BR brick red



OR orange 2011



TG textured gray



MB military blue



MN mint 6019

For accurate color verification, actual finish samples are available upon request.

Premium Finishes*



BA brushed aluminum



RAL#

For accurate color verification, actual finish samples are available upon request.

*Available on select series. Consult product spec sheet for availability.

