

job name:
 type:

bul.it XL™ spec sheet

material

housing

precision CNC spun .080" aluminum parabolic housing with bottom edge for added strength. standard powder coat paint finishes.

array platform

.080" spun aluminum.

bottom lens (optional)

.125" P95 frosted acrylic flat lens with 3 finger holes.

decorative ring (optional)

.125" colored acrylic ring.

optics

.050" spun aluminum conical reflector finished in high reflectance (>92%) matte white powder coat.

LED module

COB array in 3000K, 3500K, or 4000K. (call factory for 5000K) (80+ cri standard) optional 90cri (see below). under normal operating conditions, the LEDs employed are rated for >50,000hrs L70 (6.8K) per IES TM-21 from LM-80 test data.

driver

integral, programmable, UL class P, class 2, universal input (120-277v), constant current, 0-10v dimming, 1% minimum dimming level, PF > .9, THD <20%, protections include open and short circuit, overload and over temperature.

mounting

5" dia. spun steel canopy in satin white with 6ft stainless steel cable tripod and field adjustable grippers that allow for exact AFF mounting heights. or select 12ft adjustable suspension. (drawing below)

premium mountings

colored cloth cord (optional)

spun aluminum canopy painted to match fixture. ultrathin vertical stainless steel cable and field adjustable gripper that allow for exact AFF mounting heights. cloth-covered power cord color options listed below. cord requires special stripping tool (link).

power over cable (optional)

spun aluminum canopy painted to match fixture. Class 2 LED powered suspension system that suspends and powers the fixture with thin stainless steel copper-core conductive cables, providing a clean look without the need for a separate power cord. powered suspension requires cable cutter (link) specifically designed to cut stainless steel aircraft cable from 1/32" to 1/8".

emergency

recommend use of inverter (by other). optional WREM: wired for remote EM battery (by other). if using WHPC, SBPC, or BKPC cords, 2nd power cord required.


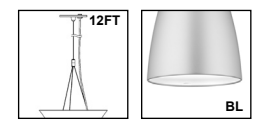


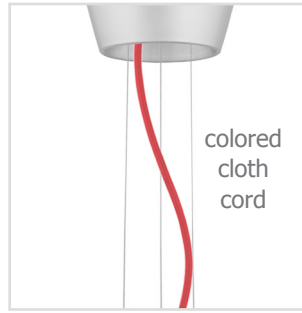
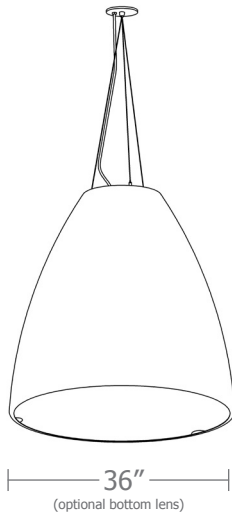
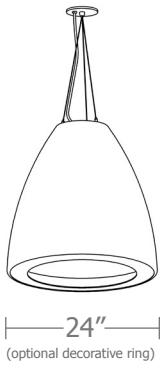
catalog number

size	CCT	lumens	colored cloth cord	power cord	options
P3324 24"dia X 24"ht	30 3000K	FX 2000 lm	BN brown BR brick red BS brass BU blue BZ bronze CP champagne FB flat black GM gun metal GR green MB military blue MN mint MW matte white OR orange PL purple RD red SB satin black SS satin silver TG textured gray TW textured white YO yellow	WHPC white power cord and canopy BKPC black power cord and canopy SBPC silver braid power cord and white canopy premium (driver canopy required) (not available w/ 12ft option) BUPC blue cloth cord ORPC orange cloth cord PLPC purple cloth cord RDPC red cloth cord WGPC white & gray dot cloth cord POC power over cable	6FT 72" cables 12FT 12ft adjustable suspension* 90CRI BL Bottom lens DRA amber decorative ring DRB blue decorative ring DRF frost decorative ring DRG green decorative ring DRR red decorative ring DRY yellow decorative ring WREM wired for remote EM battery pack (by other) (see note above) *not available with premium power cords
P3336 36"dia X 36"ht**	40 4000K	HI 6000 lm HX 7300 lm CL* xxxx lm custom lumens consult factory			

** when specifying, please consider the fact that this will not fit through a standard door. min. 42" opening.

premium finish
RAL specify RAL#

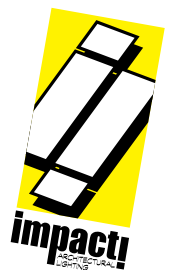






Cat No	Delivered* Lumens	Watts		Amps	
		120V / 277V	120V	277V	

P3324 FX	2000	20	.17	.07
P3324 LO	4000	38	.32	.14
P3324 HI	6000	51	.42	.18
P3324 HX	7300	63	.53	.23
P3336 FX	2000	20	.17	.07
P3336 LO	4000	38	.32	.14
P3336 HI	6000	51	.42	.18
		ies file # 19449		
P3336 HX	7300	63	.53	.23

*delivered lumens based on 4000K, 80+ cri (90cri multiplier .83)
BL multiplier .90



Powder Coat Paint Finishes




MW matte white




CP champagne



YO yellow 1018



TW textured white



BZ bronze



RD red 3020




AP anodized paint




BS brass



BU blue 5017




SS satin silver



GM gun metal



OR orange 2011




TG textured gray



BR brick red



MN mint 6019




FB flat black



BN brown 8023



GR green 6018



SB satin black



MB military blue



PL purple 4005

For accurate color verification, actual finish samples are available upon request.

Premium Finishes*



RAL#

*Available on select series. Consult product submittal for availability.

