

## bul.it™ LED spec sheet

### material

#### housing

precision CNC spun .063" aluminum parabolic housing with rolled bottom edge for added strength and matte anodized finish standard. optional powder coat paint finishes.

#### array platform

.080" spun aluminum.

#### bottom lens (optional)

.125" P95 frosted acrylic concave dome with 3 finger holes. recesses slightly into fixture.

#### decorative ring (optional)

.125" colored acrylic ring. concave or convex reversible installation.

### optics

.050" spun aluminum conical reflector finished in high reflectance (>92%) matte white powder coat.

### efficiency

constant current driver operates LED consistently, regulating the current flow through it to produce the most consistent light output and efficiency. constant current driver protects LEDs from voltage fluctuations in the building power system, eliminating stress from over voltage, inrush surges, and flicker from voltage fluctuations, assuring long service life.

### LED

COB array in 3000K, 3500K, or 4000K (80 cri). under normal operating conditions, the LEDs employed are rated for >36,000hrs L70 (6.8K) per IES TM-21 from LM-80 test data, and 71,000hrs L70 projected life. white power cord is standard with other color options listed below.

### driver

Roal Strato series, class 2 power unit, built-in active PFC function, universal input (120-277 vac), 10% minimum dimming level, PF >80, protections include short circuit, over current, over voltage and over temperature. wired from factory for 0-10v dimming. (8" dia)

integral Thomas Research LED-40W series, class 2 power unit, universal input (120-277 vac), 10% minimum dimming level, PF >.90, THD <20% at full load, >418khrs MTBF, protections include short circuit, over current, over voltage. wired for 0-10v dimming from factory. (12" dia/16" dia)

### mounting

5"dia. spun steel canopy in satin white with 6ft stainless steel cable tripod and field adjustable grippers that allow for exact AFF mounting heights.

### finish

8" dia, select from standard powder coat paint finishes or specify RAL# for custom colors. silver anodized finish available by special order. minimum quantity required.

12" dia / 16" dia, standard is silver anodized finish. optionally, select from standard powder coat paint finishes or specify RAL# for custom colors.

### emergency

emergency not available. if required, recommend use of inverter (by other).



## catalog number

--	--	--	--

### size

#### P3308

8"dia X 8.5"ht

see page 2 for info on P3312 and P3316

### LED array

**30LO** 3000K

**30HI** 3000K

**35LO** 3500K

**35HI** 3500K

**40LO** 4000K

**40HI** 4000K

### painted finishes

**AP** anodized paint

**BR** brick red

**BU** blue

**BZ** bronze

**CP** champagne

**MB** military blue

**MN** mint

**MW** matte white

**OR** orange

**RD** red

**SB** satin black

**SS** satin silver

**TG** textured gray

**TW** textured white

**YO** yellow

### options

**BKPC** Black power cord and canopy

**SBPC** Silver braid power cord and white canopy

**BL** Bottom lens

**DRA** amber decorative ring

**DRB** blue decorative ring

**DRF** frost decorative ring

**DRG** green decorative ring

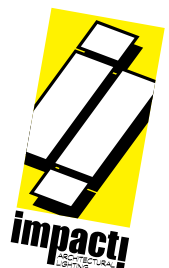
**DRR** red decorative ring

**DRY** yellow decorative ring

### premium finish

**RAL** specify RAL#

**AN** silver anodized\*  
\*min. order required



catalog number

size

**P3312**  
12"dia X 12"ht

**P3316**  
16"dia X 15"ht

LED array

**30LO** 3000K

**30HI** 3000K

**35LO** 3500K

**35HI** 3500K

**40LO** 4000K

**40HI** 4000K

standard finish

**AN** silver anodized

painted finishes

**BR** brick red

**BU** blue

**BZ** bronze

**CP** champagne

**MB** military blue

**MN** mint

**MW** matte white

**OR** orange

**RD** red

**SB** satin black

**SS** satin silver

**TG** textured gray

**TW** textured white

**YO** yellow

premium finish

**RAL** specify RAL#

options

**BKPC** Black power cord and canopy

**SBPC** Silver braid power cord and white canopy

**BL** Bottom lens

**DRA** amber decorative ring

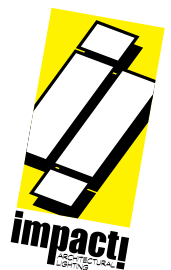
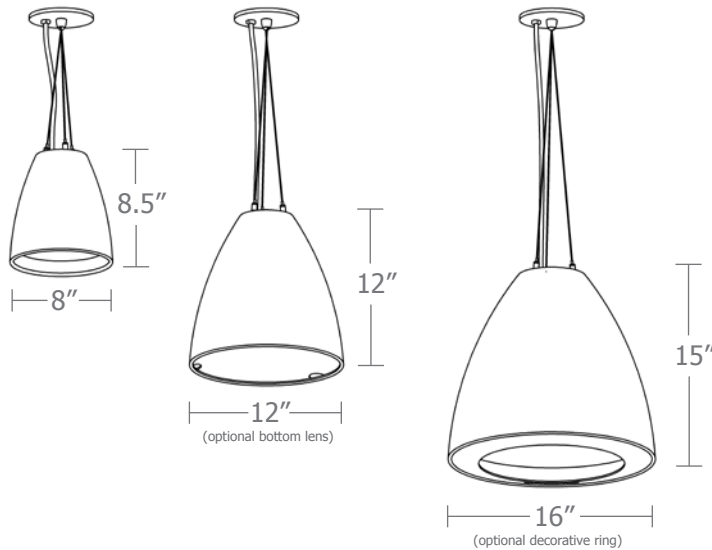
**DRB** blue decorative ring

**DRF** frost decorative ring

**DRG** green decorative ring


**DRR** red decorative ring

**DRY** yellow decorative ring




Cat No	Delivered Lumens*	Watts		Amps	
		120V	277V	120V	277V
<b>P3308 LO</b>		17	17	.14	.06
4000K	2000				
3500K	2000				
3000K	2000				
<b>P3308 HI</b>		25	25	.21	.09
4000K	2900				
3500K	2900				
3000K	2900				


\*preliminary delivered lumens



Cat No	Delivered Lumens	Watts		Amps	
		120V	277V	120V	277V
<b>P3312 LO</b>		38	38	0.32	0.14
4000K	2770				
3500K	2597				
3000K	2073				
<b>P3312 HI</b>		45	45	0.38	0.16
4000K	3304	ies file # 18609			
3500K	3098				
3000K	2473				
<b>P3316 LO</b>		38	38	0.32	0.14
4000K	2770				
3500K	2597				
3000K	2073				
<b>P3316 HI</b>		45	45	0.38	0.16
4000K	3304	ies file # 18611			
3500K	3098				
3000K	2473				



## Powder Coat Paint Finishes




**MW** matte white



**SB** satin black



**YO** yellow 1018



**TW** textured white



**CP** champagne



**RD** red 3020



**AP** anodized paint



**BZ** bronze



**BU** blue 5017



**SS** satin silver



**BR** brick red



**OR** orange 2011



**TG** textured gray



**MB** military blue



**MN** mint 6019

For accurate color verification, actual finish samples are available upon request.

## Premium Finishes



**RAL#**

