

job name:   
 type:

## 8" bul.it™ spec sheet

### material

#### housing

precision CNC spun .063" aluminum parabolic housing with rolled bottom edge for added strength.

#### array platform

.080" spun aluminum.

#### bottom lens (optional)

.125" P95 frosted acrylic flat lens with 3 finger holes.

#### decorative ring (optional)

.125" colored acrylic ring.

### optics

.050" spun aluminum conical reflector finished in high reflectance (>92%) matte white powder coat.

### LED module

COB array in 2700K, 3000K, 3500K, or 4000K. (call factory for 5000K) (80+ cri standard) optional 90cri (see below). under normal operating conditions, the LEDs employed are rated for >50,000hrs L70 (6.8K) per IES TM-21 from LM-80 test data.

### driver

integral, class 2, universal input (120-277v), constant current, 0-10v dimming, 1% minimum dimming level, PF >.9, THD <20%, protections include open and short circuit, overload and over temperature.

### mounting

5" dia. spun steel canopy in satin white with 6ft stainless steel cable tripod and field adjustable grippers that allow for exact AFF mounting heights. or select 12ft adjustable suspension. (drawing below)

### premium mountings

#### colored cloth cord (optional)

ultrathin vertical stainless steel cable and field adjustable gripper that allow for exact AFF mounting heights. cloth-covered power cord color options listed below. cord requires special stripping tool (link).

#### power over cable (optional)

spun aluminum canopy painted to match fixture. Class 2 LED powered suspension system that suspends and powers the fixture with thin stainless steel copper-core conductive cables, providing a clean look without the need for a separate power cord. powered suspension requires cable cutter (link) specifically designed to cut stainless steel aircraft cable from 1/32" to 1/8".

### emergency

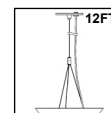
recommend use of inverter (by other). optional WREM: wired for remote EM battery (by other). if using WHPC, SBPC, or BKPC cords, 2nd power cord required.



## catalog number

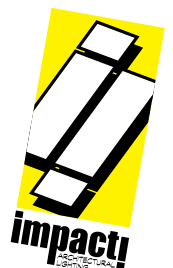
P3308					
-------	--	--	--	--	--

size	CCT	lumens	painted finishes	power cord	options
<b>P3308</b> 8" dia X 8.75" ht  see pages 2 & 3 for info on P3312 and P3316	<b>27</b> 2700K  <b>30</b> 3000K  <b>35</b> 3500K  <b>40</b> 4000K	<b>LO</b> 1125 lm  <b>HI</b> 2250 lm  <b>HX</b> 3155 lm	<b>AP</b> anodized paint <b>BN</b> brown <b>BR</b> brick red <b>BS</b> brass <b>BU</b> blue <b>BZ</b> bronze <b>CP</b> champagne <b>FB</b> flat black <b>GM</b> gun metal <b>GR</b> green <b>MB</b> military blue <b>MN</b> mint <b>MW</b> matte white <b>OR</b> orange <b>PL</b> purple <b>RD</b> red <b>SB</b> satin black <b>SS</b> satin silver <b>TG</b> textured gray <b>TW</b> textured white <b>YO</b> yellow	<b>WHPC</b> white power cord and canopy <b>BKPC</b> black power cord and canopy <b>SBPC</b> silver braid power cord and white canopy  <b>premium</b> (driver canopy required) (not available w/ 12ft option) <b>BUPC</b> blue cloth cord <b>ORPC</b> orange cloth cord <b>PLPC</b> purple cloth cord <b>RDPC</b> red cloth cord <b>WGPC</b> white & gray dot cloth cord <b>POC</b> power over cable	<b>6FT</b> 72" cables <b>12FT</b> 12ft adjustable suspension* <b>90CRI</b> <b>BL</b> Bottom lens <b>DRA</b> amber decorative ring <b>DRB</b> blue decorative ring <b>DRF</b> frost decorative ring <b>DRG</b> green decorative ring <b>DRR</b> red decorative ring <b>DRY</b> yellow decorative ring <b>WREM</b> wired for remote EM battery pack (by other) (see note above)  *not available with premium power cords



### premium finish

**RAL** specify RAL#



job name:   
 type:

## 12" bul.it™ spec sheet

### material

#### housing

precision CNC spun .063" aluminum parabolic housing with rolled bottom edge for added strength.

#### array platform

.080" spun aluminum.

#### bottom lens (optional)

.125" P95 frosted acrylic flat lens with 3 finger holes.

#### decorative ring (optional)

.125" colored acrylic ring.

### optics

.050" spun aluminum conical reflector finished in high reflectance (>92%) matte white powder coat.

### LED module

COB array in 2700K, 3000K, 3500K, or 4000K. (call factory for 5000K) (80+ cri standard) optional 90cri (see below). under normal operating conditions, the LEDs employed are rated for >50,000hrs L70 (6.8K) per IES TM-21 from LM-80 test data.

### driver

integral, programmable, UL class P, class 2, universal input (120-277v), constant current, 0-10v dimming, 1% minimum dimming level, PF >.9, THD <20%, protections include open and short circuit, overload and over temperature.

### mounting

5" dia. spun steel canopy in satin white with 6ft stainless steel cable tripod and field adjustable grippers that allow for exact AFF mounting heights. or select 12ft adjustable suspension. (drawing below)

### premium mountings

#### colored cloth cord (optional)

spun aluminum canopy painted to match fixture. ultrathin vertical stainless steel cable and field adjustable gripper that allow for exact AFF mounting heights. cloth-covered power cord color options listed below. cord requires special stripping tool (link).

#### power over cable (optional)

spun aluminum canopy painted to match fixture. Class 2 LED powered suspension system that suspends and powers the fixture with thin stainless steel copper-core conductive cables, providing a clean look without the need for a separate power cord. powered suspension requires cable cutter (link) specifically designed to cut stainless steel aircraft cable from 1/32" to 1/8".

### emergency

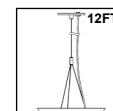
recommend use of inverter (by other). optional WREM: wired for remote EM battery (by other). if using WHPC, SBPC, or BKPC cords, 2nd power cord required.



## catalog number


P3312					
-------	--	--	--	--	--

size	CCT	lumens	painted finishes	power cord	options
<b>P3312</b> 12"dia X 12"ht  see page 3 for info on P3316	<b>27</b> 2700K  <b>30</b> 3000K  <b>35</b> 3500K  <b>40</b> 4000K	<b>FX</b> 1000 lm  <b>LO</b> 2000 lm  <b>HI</b> 3000 lm  <b>CL*</b> xxxx lm custom lumens consult factory	<b>AP</b> anodized paint <b>BN</b> brown <b>BR</b> brick red <b>BS</b> brass <b>BU</b> blue <b>BZ</b> bronze <b>CP</b> champagne <b>FB</b> flat black <b>GM</b> gun metal <b>GR</b> green <b>MB</b> military blue <b>MN</b> mint <b>MW</b> matte white <b>OR</b> orange <b>PL</b> purple <b>RD</b> red <b>SB</b> satin black <b>SS</b> satin silver <b>TG</b> textured gray <b>TW</b> textured white <b>YO</b> yellow	<b>WHPC</b> white power cord and canopy <b>BKPC</b> black power cord and canopy <b>SBPC</b> silver braid power cord and white canopy  <b>premium</b> (driver canopy required) (not available w/ 12ft option) <b>BUPC</b> blue cloth cord <b>ORPC</b> orange cloth cord <b>PLPC</b> purple cloth cord <b>RDPC</b> red cloth cord <b>WGPC</b> white & gray dot cloth cord <b>POC</b> power over cable	<b>6FT</b> 72" cables <b>12FT</b> 12ft adjustable suspension* <b>90CRI</b> <b>BL</b> Bottom lens <b>DRA</b> amber decorative ring <b>DRB</b> blue decorative ring <b>DRF</b> frost decorative ring <b>DRG</b> green decorative ring <b>DRR</b> red decorative ring <b>DRY</b> yellow decorative ring <b>WREM</b> wired for remote EM battery pack (by other) (see note above)  *not available with premium power cords



### premium finish

**RAL** specify RAL#



job name:   
 type:

# 16" bul.it™ spec sheet

**material**

**housing**

precision CNC spun .063" aluminum parabolic housing with rolled bottom edge for added strength.

**array platform**

.080" spun aluminum.

**bottom lens** (optional)

.125" P95 frosted acrylic flat lens with 3 finger holes.

**decorative ring** (optional)

.125" colored acrylic ring.

**optics**

.050" spun aluminum conical reflector finished in high reflectance (>92%) matte white powder coat.

**LED module**

COB array in 2700K, 3000K, 3500K, or 4000K. (call factory for 5000K) (80+ cri standard) optional 90cri (see below). under normal operating conditions, the LEDs employed are rated for >50,000hrs L70 (6.8K) per IES TM-21 from LM-80 test data.

**driver**

integral, programmable, UL class P, class 2, universal input (120-277v), constant current, 0-10v dimming, 1% minimum dimming level, PF >.9, THD <20%, protections include open and short circuit, overload and over temperature.

**mounting**

5" dia. spun steel canopy in satin white with 6ft stainless steel cable tripod and field adjustable grippers that allow for exact AFF mounting heights. or select 12ft adjustable suspension. (drawing below)

**premium mountings**

**colored cloth cord** (optional)

spun aluminum canopy painted to match fixture. ultrathin vertical stainless steel cable and field adjustable gripper that allow for exact AFF mounting heights. cloth-covered power cord color options listed below. cord requires special stripping tool (link).

**power over cable** (optional)

spun aluminum canopy painted to match fixture. Class 2 LED powered suspension system that suspends and powers the fixture with thin stainless steel copper-core conductive cables, providing a clean look without the need for a separate power cord. powered suspension requires cable cutter (link) specifically designed to cut stainless steel aircraft cable from 1/32" to 1/8".

**emergency**

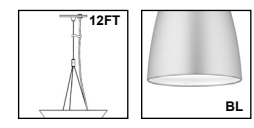
recommend use of inverter (by other). optional WREM: wired for remote EM battery (by other). if using WHPC, SBPC, or BKPC cords, 2nd power cord required.




## catalog number


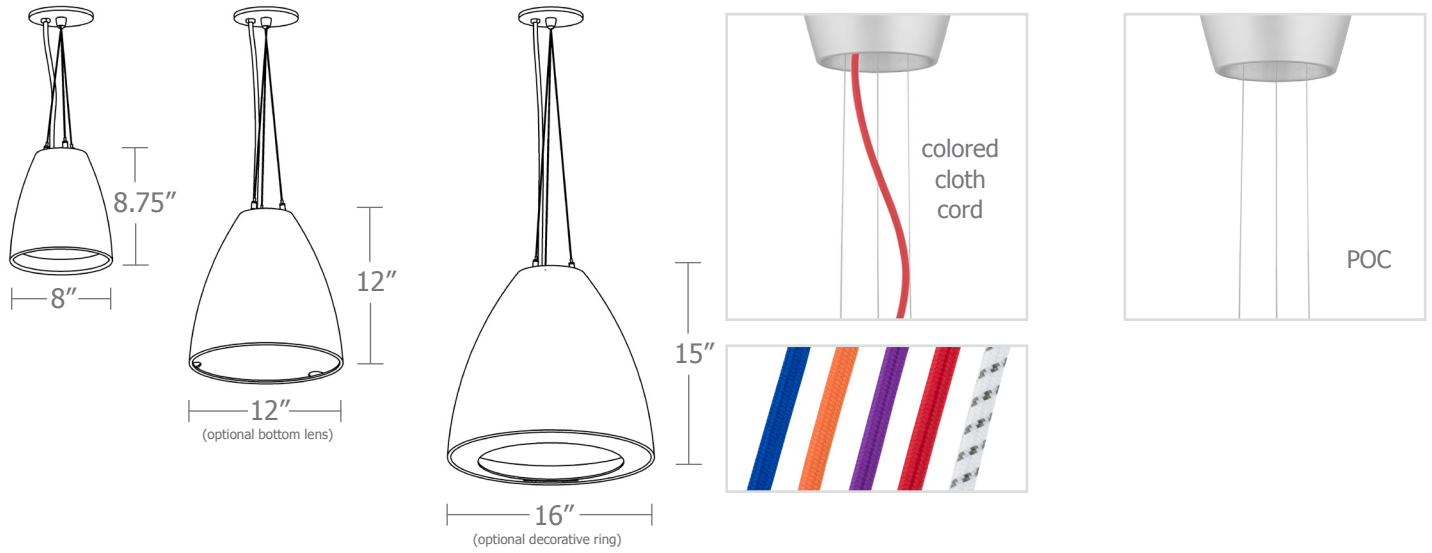
P3316					
-------	--	--	--	--	--

size	CCT	lumens	painted finishes	power cord	options
<b>P3316</b> 16"dia X 15"ht	<b>27</b> 2700K	<b>FX</b> 1600 lm	<b>AP</b> anodized paint	<b>WHPC</b> white power cord and canopy	<b>6FT</b> 72" cables
	<b>30</b> 3000K	<b>LO</b> 2900 lm	<b>BN</b> brown	<b>BKPC</b> black power cord and canopy	<b>12FT</b> 12ft adjustable suspension*
	<b>35</b> 3500K	<b>HI</b> 3700 lm	<b>BR</b> brick red	<b>SBPC</b> silver braid power cord and white canopy	<b>90CRI</b>
	<b>40</b> 4000K	<b>HX</b> 5000 lm	<b>BS</b> brass		<b>BL</b> Bottom lens
		<b>CL*</b> xxxx lm custom lumens consult factory	<b>BU</b> blue	<b>premium</b> (driver canopy required) (not available w/ 12ft option)	<b>DRA</b> amber decorative ring
			<b>BZ</b> bronze	<b>BUPC</b> blue cloth cord	<b>DRB</b> blue decorative ring
			<b>CP</b> champagne	<b>ORPC</b> orange cloth cord	<b>DRF</b> frost decorative ring
			<b>FB</b> flat black	<b>PLPC</b> purple cloth cord	<b>DRG</b> green decorative ring
			<b>GM</b> gun metal	<b>RDPC</b> red cloth cord	<b>DRR</b> red decorative ring
			<b>GR</b> green	<b>WGPC</b> white & gray dot cloth cord	<b>DRY</b> yellow decorative ring
			<b>MB</b> military blue	<b>POC</b> power over cable	<b>WREM</b> wired for remote EM battery pack (by other) (see note above)
			<b>MN</b> mint		*not available with premium power cords
			<b>MW</b> matte white		
			<b>OR</b> orange		
			<b>PL</b> purple		
			<b>RD</b> red		
			<b>SB</b> satin black		
			<b>SS</b> satin silver		
			<b>TG</b> textured gray		
			<b>TW</b> textured white		
			<b>YO</b> yellow		




**premium finish**  
**RAL** specify RAL#






Cat No	Delivered* Lumens	Watts		Amps	
		120V / 277V	120V	277V	277V
<b>P3308 LO</b>	1190	10	.08	.04	
		ies file # 20158, 20157**			
<b>P3308 HI</b>	2380	20	.17	.07	
<b>P3308 HX</b>	3333	29	.24	.10	
<b>P3312 FX</b>	1000	10	.08	.04	
<b>P3312 LO</b>	2000	19	.15	.06	
<b>P3312 HI</b>	3500	32	.26	.11	
		ies file # 18609, 18610**			
<b>P3316 FX</b>	1600	15	.13	.06	
<b>P3316 LO</b>	2900	27	.22	.09	
<b>P3316 HI</b>	3700	34	.28	.12	
		ies file # 18611, 18612**			
<b>P3316 HX</b>	5000	40	.34	.15	

\*delivered lumens based on 4000K, 80+ cri (90cri multiplier .83)  
 \*\*includes bottom lens option and BL multiplier .90



## Powder Coat Paint Finishes




**MW** matte white



**CP** champagne



**YO** yellow 1018



**TW** textured white



**BZ** bronze



**RD** red 3020




**AP** anodized paint




**BS** brass



**BU** blue 5017




**SS** satin silver



**GM** gun metal



**OR** orange 2011




**TG** textured gray



**BR** brick red



**MN** mint 6019




**FB** flat black



**BN** brown 8023



**GR** green 6018



**SB** satin black



**MB** military blue



**PL** purple 4005

For accurate color verification, actual finish samples are available upon request.

## Premium Finishes\*



**RAL#**

\*Available on select series. Consult product submittal for availability.

