

job name:
 type:

yo.yo LED™ spec sheet

material

housing

three-piece precision CNC spun .063" aluminum.

bottom diffuser

.125" gloss white acrylic.

efficiency

constant current driver operates LED consistently, regulating the current flow through it to produce the most consistent light output and efficiency. constant current driver protects LEDs from voltage fluctuations in the building power system, eliminating stress from over voltage, inrush surges, and flicker from voltage fluctuations, assuring long service life.

LED

two COB light engines in 3000K, 3500K, or 4000K (80 cri). (indirect and direct) under normal operating conditions, the LEDs employed are rated for >36,000hrs L70 (6.8K) per IES TM-21 from LM-80 test data, and 71,000hrs L70 projected life. white power cord is standard with other color options listed below.

driver

integral, class 2 power unit, universal input (120-277 vac), 10% minimum dimming level, PF >.90, THD <20% at full load, >418khrs MTBF, protections include short circuit, over current, over voltage. wired for 0-10v dimming from factory. (dual circuit dimming optional)

mounting

5"dia. spun steel canopy in satin white with 6ft stainless steel cable tripod and field adjustable grippers that allow for exact AFF mounting heights.

finish

standard is matte anodized finish. optionally, select from standard powder coat paint finishes or specify RAL# for custom colors.

emergency

emergency not available. if required, recommend use of inverter (by other).



catalog number

size

P5012

12.5"dia X 8"ht

P5016

16.25"dia X 10.25"ht

LED

30LO 3000K

30HI 3000K

35LO 3500K

35HI 3500K

40LO 4000K

40HI 4000K

standard finish

AN silver anodized

painted finishes

BR brick red

BU blue

BZ bronze

CP champagne

MB military blue

MN mint

MW matte white

OR orange

RD red

SB satin black

SS satin silver

TG textured gray

TW textured white

YO yellow

Premium Finish

RAL specify RAL#

options

BKPC Black power cord and canopy

SBPC Silver braid power cord and white canopy

DCDM Dual circuit wiring

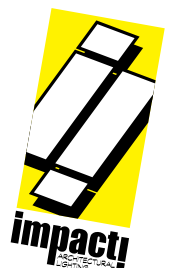
	Indirect HI*	Indirect LO*	Direct*
P5012	2000 lm 19 w	1000 lm 12 w	800 lm 12 w
P5016	3000 lm 27 w	1500 lm 15 w	1000 lm 15 w

* preliminary delivered lumens.




DRY / DAMP

made in the
usa!



Powder Coat Paint Finishes




MW matte white



SB satin black



YO yellow 1018



TW textured white



CP champagne



RD red 3020



BZ bronze



BU blue 5017



SS satin silver



BR brick red



OR orange 2011



TG textured gray




MB military blue



MN mint 6019

For accurate color verification, actual finish samples are available upon request.

Premium Finishes*



RAL#

For accurate color verification, actual finish samples are available upon request.

*Available on select series. Consult product spec sheet for availability.

