

job name:
 type:

wht.wal™ spec sheet

material

trim ring

precision CNC spun .063" aluminum. rolled bottom edge for added strength.

diffuser

.125" virgin white acrylic bottom/inner lens.

optics

reflector

22 gauge aluminum powder coat painted high reflectance matte white.

LED

custom LED board in 3000K, 3500K, or 4000K (80+ cri standard) optional 90cri (see below). under normal operating conditions, the LEDs employed are rated for >50,000hrs L70 (6.8K) per IES TM-21 from LM-80 test data. white power cord is standard with other color options listed below.

driver

integral, programmable, UL class P, class 2, universal input (120-277v), constant current, 0-10v dimming, 1% minimum dimming level, PF >.9, THD <20%, protections include open and short circuit, overload and over temperature.

mounting

5"dia. spun steel canopy in satin white. four point vertical suspension of 12 ft long stainless steel cables attach to trim with field adjustable grippers that allow for exact AFF mounting heights. optional quadpod to single point cable suspension, with sloped ceiling adapter.

emergency

emergency not available. if required, recommend use of inverter (by other).



catalog number

size

P6326

(2ft) 26"dia X 4"ht

P6338

(3ft) 38"dia X 5.5"ht

P6348

(4ft) 48"dia X 7"ht

LED array

30LO 3000K

30HI 3000K

35LO 3500K

35HI 3500K

40LO 4000K

40HI 4000K

CL xxxx lm
 custom lumens
 consult factory

finish

AP anodized paint

BN brown

BR brick red

BS brass

BU blue

BZ bronze

CP champagne

FB flat black

GM gun metal

GR green

MB military blue

MN mint

MW matte white

OR orange

PL purple

RD red

SB satin black

SS satin silver

TG textured gray

TW textured white

YO yellow

options

90CRI

BKPC Black power cord and canopy


SBPC Silver braid power cord and white canopy




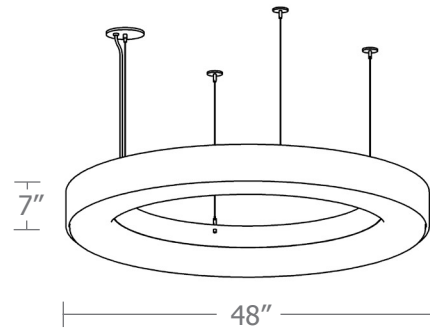
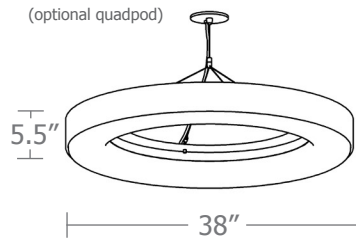
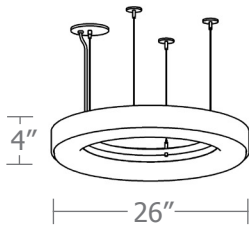
QPD Quadpod hanging system

premium finish

BA brushed aluminum


RAL specify RAL#






Cat No	Delivered* Lumens	Watts		Amps	
		120V / 277V	120V	277V	
P6326 LO	2391	29	0.24	0.10	
P6326 HI	4452	54	0.45	0.19	
		ies file # 19611			
P6338 LO	2642	33.4	0.28	0.12	
P6338 HI	5117	71.5	.60	0.26	
		ies file # 19185			
P6348 LO	3550	53.4	.45	0.19	
		ies file # 19186			
P6348 HI	5900	97.8	.82	0.35	
		ies file # 19188			

*delivered lumens based on 4000K, 80+ cri
(90cri multiplier .83)



Powder Coat Paint Finishes




MW matte white



CP champagne



YO yellow 1018




TW textured white



BZ bronze



RD red 3020




AP anodized paint




BS brass



BU blue 5017




SS satin silver



GM gun metal



OR orange 2011



TG textured gray



BR brick red



MN mint 6019



FB flat black



BN brown 8023



GR green 6018



SB satin black



MB military blue



PL purple 4005

For accurate color verification, actual finish samples are available upon request.

Premium Finishes*



BA brushed aluminum



RAL#

*Available on select series. Consult product submittal for availability.

