

job name:   
 type:

## maxx™ LED spec sheet

### material

#### trim ring

precision CNC spun .063" aluminum. rolled bottom edge for added strength.

#### diffuser

.187" virgin matte white acrylic dome held in place with allen key set screws recessed into trim ring.

#### top dome

.125" colored acrylic, available in a variety of colors.

### optics

#### reflector

.050" aluminum array platform painted high reflectance (>92%) matte white powder coat. downlight reflector with minimal indirect light to illuminate top dome.

### efficiency

constant current driver operates LED consistently, regulating the current flow through it to produce the most consistent light output and efficiency. constant current driver protects LEDs from voltage fluctuations in the building power system, eliminating stress from over voltage, inrush surges, and flicker from voltage fluctuations, assuring long service life.

### LED

custom LED board in 3000K, 3500K, or 4000K (80 cri). under normal operating conditions, the LEDs employed are rated for >36,000hrs L70 (6.8K) per IES TM-21 from LM-80 test data, and 71,000hrs L70 projected life. white power cord is standard with other color options listed below.

### driver

Roal Strato series, class 2 power unit, built-in active PFC function, universal input (120-277 vac), 10% minimum dimming level, PF >80, protections include short circuit, over current, over voltage and over temperature. wired for 0-10v dimming from factory. (26" dia)


Meanwell LPF series, class 2 power unit, universal input (120-277 vac), 10% minimum dimming level, PF >92, THD <20% at full load, >418khrs MTBF, protections include short circuit, over current, over voltage and over temperature. wired for 1-10v dimming from factory. (38" dia)

### mounting

5"dia. spun steel canopy in satin white with sloped ceiling adapter. single 12' stainless steel cable connects to field adjustable collector. An array of cables branch off and attach to trim with adjustable grippers. cable system allows for exact AFF mounting heights.

### emergency

emergency not available. if required, recommend use of inverter (by other).



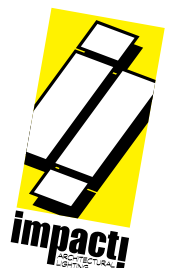
## catalog number

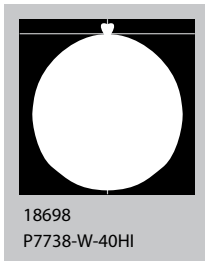
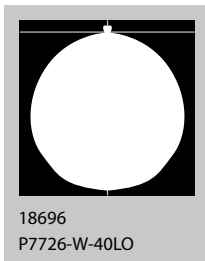
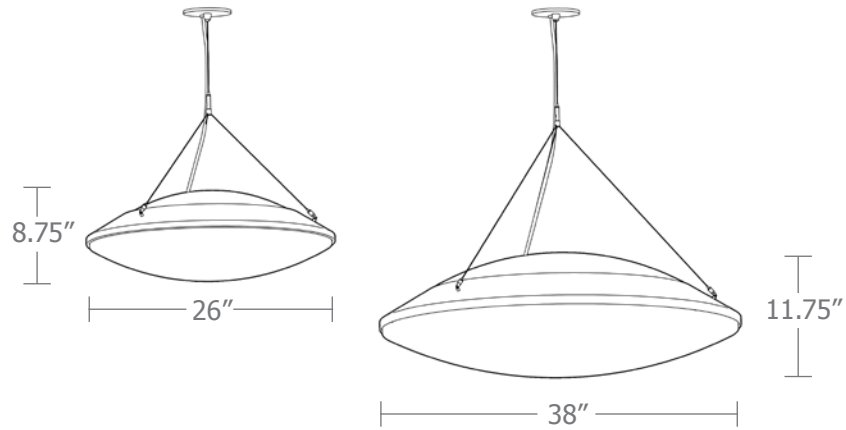
<input type="text"/>	<input type="text"/>	<input type="text"/>	<input type="text"/>	<input type="text"/>
----------------------	----------------------	----------------------	----------------------	----------------------

size	top dome	LED array	finish	options
<b>P7726</b> (2ft) 26"dia X 8.75"ht	<b>B</b> blue	<b>30FX</b> 3000K	<b>AP</b> anodized paint	<b>BKPC</b> Black power cord and canopy
	<b>O</b> orange	<b>30LO</b> 3000K	<b>BR</b> brick red	<b>SBPC</b> Silver braid power cord and white canopy
	<b>R</b> red	<b>30HI</b> 3000K	<b>BU</b> blue	
<b>P7738</b> (3ft) 38"dia X 11.75"ht	<b>W</b> white	<b>35FX</b> 3500K	<b>BZ</b> bronze	
		<b>35LO</b> 3500K	<b>CP</b> champagne	
		<b>35HI</b> 3500K	<b>MB</b> military blue	
		<b>40FX</b> 4000K	<b>MN</b> mint	
		<b>40LO</b> 4000K	<b>MW</b> matte white	
		<b>40HI</b> 4000K	<b>OR</b> orange	
			<b>RD</b> red	
			<b>SB</b> satin black	
			<b>SS</b> satin silver	
			<b>TG</b> textured gray	
			<b>TW</b> textured white	
			<b>YO</b> yellow	

### Premium Finish


**BA** brushed aluminum  
**RAL** specify RAL#





Cat No	Lumens	Watts		Amps	
		120V	277V	120V	277V
<b>P7726 FX</b>		28	28	0.23	0.10
4000K	2135				
3500K	2092				
3000K	2009				
<b>P7726 LO</b>		56	56	0.47	0.20
4000K	4270	ies file # 18696			
3500K	4185				
3000K	4017				
<b>P7726 HI</b>		83	83	0.69	0.30
4000K	6601				
3500K	6469				
3000K	6210				
<b>P7738 FX</b>		54	54	0.45	0.19
4000K	3313				
3500K	3246				
3000K	3116				
<b>P7738 LO</b>		108	108	0.90	0.39
4000K	6625				
3500K	6493				
3000K	6233				
<b>P7738 HI</b>		162	162	1.35	0.58
4000K	11260	ies file # 18698			
3500K	11035				
3000K	10593				

## Powder Coat Paint Finishes




**MW** matte white



**SB** satin black



**YO** yellow 1018



**TW** textured white



**CP** champagne



**RD** red 3020



**AP** anodized paint



**BZ** bronze



**BU** blue 5017



**SS** satin silver



**BR** brick red



**OR** orange 2011



**TG** textured gray



**MB** military blue



**MN** mint 6019

For accurate color verification, actual finish samples are available upon request.

## Premium Finishes\*



**BA** brushed aluminum



**RAL#**

For accurate color verification, actual finish samples are available upon request.

\*Available on select series. Consult product spec sheet for availability.

