

job name:
 type:

maxx™ LED spec sheet

material

trim ring

precision CNC spun .063" aluminum. rolled bottom edge for added strength.

diffuser

.187" virgin matte white acrylic dome held in place with allen key set screws recessed into trim ring.

top dome

.125" colored acrylic, available in a variety of colors.

optics

reflector

.050" aluminum array platform painted high reflectance (>92%) matte white powder coat. downlight reflector with minimal indirect light to illuminate top dome.

efficiency

constant current driver operates LED consistently, regulating the current flow through it to produce the most consistent light output and efficiency. constant current driver protects LEDs from voltage fluctuations in the building power system, eliminating stress from over voltage, inrush surges, and flicker from voltage fluctuations, assuring long service life.

LED

custom LED board in 3000K, 3500K, or 4000K (80 cri). under normal operating conditions, the LEDs employed are rated for >36,000hrs L70 (6.8K) per IES TM-21 from LM-80 test data, and 71,000hrs L70 projected life. white power cord is standard with other color options listed below.

driver

Roal Strato series, class 2 power unit, built-in active PFC function, universal input (120-277 vac), 10% minimum dimming level, PF >80, protections include short circuit, over current, over voltage and over temperature. wired for 0-10v dimming from factory. (26" dia)


Meanwell LPF series, class 2 power unit, universal input (120-277 vac), 10% minimum dimming level, PF >92, THD <20% at full load, >418khrs MTBF, protections include short circuit, over current, over voltage and over temperature. wired for 1-10v dimming from factory. (38" dia)

mounting

5"dia. spun steel canopy in satin white with sloped ceiling adapter. single 12' stainless steel cable connects to field adjustable collector. An array of cables branch off and attach to trim with adjustable grippers. cable system allows for exact AFF mounting heights.

emergency

emergency not available. if required, recommend use of inverter (by other).




catalog number

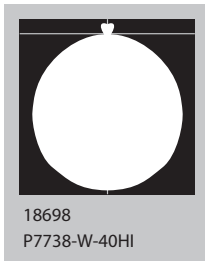
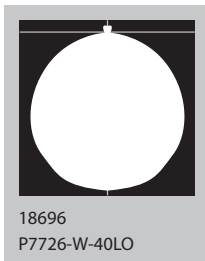
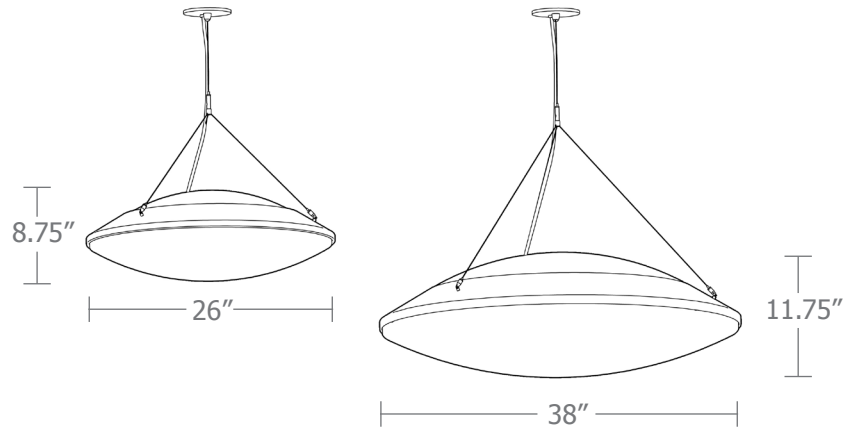
--	--	--	--	--

size	top dome	LED array	finish	options
P7726 (2ft) 26"dia X 8.75"ht	B blue	30FX 3000K	AP anodized paint	BKPC Black power cord and canopy
	O orange	30LO 3000K	BR brick red	SBPC Silver braid power cord and white canopy
	R red	30HI 3000K	BU blue	
P7738 (3ft) 38"dia X 11.75"ht	W white	35FX 3500K	BZ bronze	
		35LO 3500K	CP champagne	
		35HI 3500K	MB military blue	
		40FX 4000K	MN mint	
		40LO 4000K	MW matte white	
		40HI 4000K	OR orange	
			RD red	
			SB satin black	
			SS satin silver	
			TG textured gray	
			TW textured white	
			YO yellow	

Premium Finish


BA brushed aluminum
RAL specify RAL#





Cat No	Lumens	Watts		Amps	
		120V	277V	120V	277V
P7726 FX		28	28	0.23	0.10
4000K	2135				
3500K	2092				
3000K	2009				
P7726 LO		56	56	0.47	0.20
4000K	4270	ies file # 18696			
3500K	4185				
3000K	4017				
P7726 HI		83	83	0.69	0.30
4000K	6601	ies file # 18697			
3500K	6469				
3000K	6210				
P7738 FX		54	54	0.45	0.19
4000K	3313				
3500K	3246				
3000K	3116				
P7738 LO		108	108	0.90	0.39
4000K	6625				
3500K	6493				
3000K	6233				
P7738 HI		162	162	1.35	0.58
4000K	11260	ies file # 18698			
3500K	11035				
3000K	10593				

Powder Coat Paint Finishes




MW matte white



SB satin black



YO yellow 1018



TW textured white




CP champagne



RD red 3020



AP anodized paint



BZ bronze



BU blue 5017



SS satin silver



BR brick red



OR orange 2011



TG textured gray



MB military blue



MN mint 6019

For accurate color verification, actual finish samples are available upon request.

Premium Finishes*



BA brushed aluminum



RAL#

For accurate color verification, actual finish samples are available upon request.

*Available on select series. Consult product spec sheet for availability.

