

job name:   
 type:

**maxx™ spec sheet**

**material**

**trim ring**  
 precision CNC spun .063" aluminum. rolled bottom edge for added strength.

**diffuser**  
 .187" virgin matte white acrylic dome held in place with allen key set screws recessed into trim ring.

**top dome**  
 .125" colored acrylic, available in a variety of colors. subtle glow.

**optics**

**reflector**  
 .050" aluminum array platform painted high reflectance (>92%) matte white powder coat. downlight reflector with minimal indirect light to illuminate top dome.

**LED**

custom LED board in 3000K, 3500K, or 4000K (80+ cri standard) optional 90cri (see below). under normal operating conditions, the LEDs employed are rated for >50,000hrs L70 (6.8K) per IES TM-21 from LM-80 test data. white power cord is standard with other color options listed below.

**driver**


integral, programmable, UL class P, class 2, universal input (120-277v), constant current, 0-10v dimming, 1% minimum dimming level, PF >.9, THD <20%, protections include open and short circuit, overload and over temperature.

**mounting**

5"dia. spun steel canopy in satin white with sloped ceiling adapter. single 12' stainless steel cable connects to field adjustable collector. An array of cables branch off and attach to trim with adjustable grippers. cable system allows for exact AFF mounting heights. sloped ceiling adapter.

**emergency**


recommend use of inverter (by other).

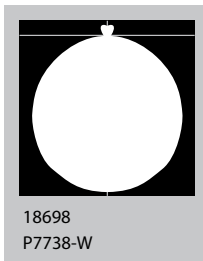
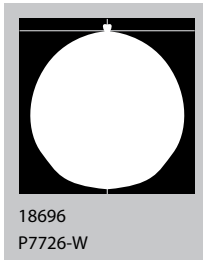
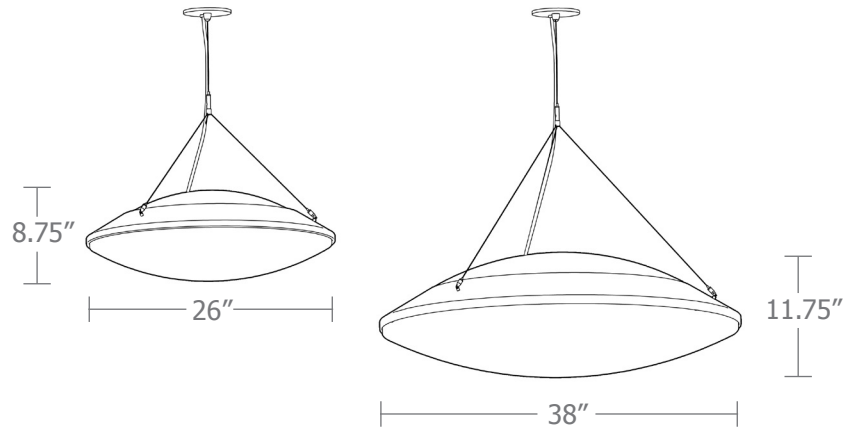


**catalog number**

--	--	--	--	--

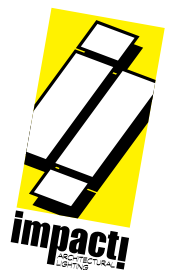
size	top dome	LED array	finish	options
<b>P7726</b> (2ft) 26"dia X 8.75"ht	<b>B</b> blue	<b>30FX</b> 3000K	<b>AP</b> anodized paint	<b>90CRI</b>
	<b>O</b> orange	<b>30LO</b> 3000K	<b>BN</b> brown	<b>BKPC</b> Black power cord and canopy
	<b>R</b> red	<b>30HI</b> 3000K	<b>BR</b> brick red	<b>SBPC</b> Silver braid power cord and white canopy
	<b>W</b> white	<b>35FX</b> 3500K	<b>BS</b> brass	
<b>P7738</b> (3ft) 38"dia X 11.75"ht		<b>35LO</b> 3500K	<b>BU</b> blue	
		<b>35HI</b> 3500K	<b>BZ</b> bronze	
		<b>40FX</b> 4000K	<b>CP</b> champagne	
		<b>40LO</b> 4000K	<b>FB</b> flat black	
		<b>40HI</b> 4000K	<b>GM</b> gun metal	
		<b>CL</b> xxxx lm <small>custom lumens consult factory</small>	<b>GR</b> green	
			<b>MB</b> military blue	
			<b>MN</b> mint	
			<b>MW</b> matte white	
			<b>OR</b> orange	
			<b>PL</b> purple	
			<b>RD</b> red	
			<b>SB</b> satin black	
			<b>SS</b> satin silver	
			<b>TG</b> textured gray	
			<b>TW</b> textured white	
			<b>YO</b> yellow	
			<b>premium finish</b>	
			<b>BA</b> brushed aluminum	
			<b>RAL</b> specify RAL#	






Cat No	Delivered* Lumens	Watts		Amps	
		120V / 277V	120V	277V	
<b>P7726 FX</b>	2340	28	.23	.10	
<b>P7726 LO</b>	4680	57	.48	.21	
	ies file # 18696				
<b>P7726 HI</b>	7020	85	.71	.31	
	ies file # 18697				
<b>P7738 FX</b>	4180	50	.42	.18	
<b>P7738 LO</b>	8360	101	.84	.36	
<b>P7738 HI</b>	13370	162	1.35	.58	
	ies file # 18698				

\*delivered lumens based on 4000K, 80+ cri  
(90cri multiplier .83)



## Powder Coat Paint Finishes




**MW** matte white




**CP** champagne



**YO** yellow 1018




**TW** textured white



**BZ** bronze



**RD** red 3020




**AP** anodized paint




**BS** brass



**BU** blue 5017




**SS** satin silver



**GM** gun metal



**OR** orange 2011




**TG** textured gray



**BR** brick red



**MN** mint 6019




**FB** flat black



**BN** brown 8023



**GR** green 6018



**SB** satin black



**MB** military blue



**PL** purple 4005

For accurate color verification, actual finish samples are available upon request.

## Premium Finishes\*



**BA** brushed aluminum



**RAL#**

\*Available on select series. Consult product submittal for availability.

