

job name:   
 type:

## mel.o iii™ spec sheet

### driver housing / power head

extruded aluminum with silver anodized or black anodized finish, acts as heat sink as well. also available in painted finishes listed below.

### diffuser

.25" parabolic matte white acrylic with .125" matte white acrylic convex diffuser and .187" pattern 12 prismatic clear acrylic concave dome.

### bottom lens (optional)

P95 frosted acrylic bottom lens solvent welded to bottom of parabolic diffuser.

### LED module

COB array in 2700K, 3000K, 3500K, or 4000K. (call factory for 5000K) (80+ cri standard) optional 90cri (see below). under normal operating conditions, the LEDs employed are rated for >50,000hrs L70 (6.8K) per IES TM-21 from LM-80 test data.

### driver

integral, programmable, UL class P, class 2, universal input (120-277v), constant current, 0-10v dimming, 1% minimum dimming level, PF >.9, THD <20%, protections include open and short circuit, overload and over temperature.

### mounting

5" dia. spun steel canopy in satin white with single or dual stainless steel cables and field adjustable grippers that allow for exact AFF mounting heights.

### premium mountings

#### colored cloth cord (optional)

extruded aluminum canopy painted to match fixture. ultrathin vertical stainless steel cable and field adjustable gripper that allow for exact AFF mounting heights. cloth-covered power cord color options listed below. cord requires special stripping tool (link).

#### power over cable (optional)

extruded aluminum canopy painted to match fixture. Class 2 LED powered suspension system that suspends and powers the fixture with thin stainless steel copper-core conductive cables, providing a clean look without the need for a separate power cord. powered suspension requires cable cutter (link) specifically designed to cut stainless steel aircraft cable from 1/32" to 1/8".

### emergency

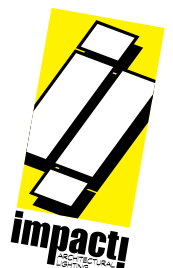
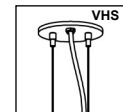
recommend use of inverter (by other). optional WREM: wired for remote EM battery (by other). if using WHPC, SBPC or BKPC cords, 2nd power cord required.



## catalog number

--	--	--	--	--	--	--


size	concave dome	CCT	lumens	powerhead finish	power cord	options
<b>P8718</b> 18" dia X 17" ht	<b>P</b> prismatic	<b>27</b> 2700K	<b>FX</b> 1750 lm	<b>AN</b> silver anodized <b>ANB</b> anodized black	<b>WHPC</b> white power cord and canopy <b>BKPC</b> black power cord and canopy <b>SBPC</b> silver braid power cord and white canopy	<b>3FT</b> 36" cable <b>6FT</b> 72" cable <b>12FT</b> 144" cable*
<b>P8727</b> 27" dia X 21" ht		<b>35</b> 3500K <b>40</b> 4000K	<b>LO</b> 2500 lm <b>HI</b> 3200 lm <b>HX</b> 4350 lm <b>CL</b> * xxxx lm <small>* custom lumens consult factory</small>	<b>painting finish</b> <b>BN</b> brown <b>BR</b> brick red <b>BS</b> brass <b>BU</b> blue <b>BZ</b> bronze <b>CP</b> champagne <b>GM</b> gun metal <b>GR</b> green <b>MB</b> military blue <b>MN</b> mint <b>MW</b> matte white <b>OR</b> orange <b>PL</b> purple <b>RD</b> red <b>SS</b> satin silver <b>TG</b> textured gray <b>TW</b> textured white <b>YO</b> yellow	<b>premium</b> (driver canopy required) (not available w/ 12ft option) <b>BUPC</b> blue cloth cord <b>ORPC</b> orange cloth cord <b>PLPC</b> purple cloth cord <b>RDPC</b> red cloth cord <b>WGPC</b> white & gray dot cloth cord <b>POC</b> power over cable	<b>90CRI</b> <b>BL</b> frosted acrylic bottom lens, solvent welded. <b>VHS</b> 2-point vertical hanging system <b>WREM</b> wired for remote EM battery pack (by other) (see note above) <small>*not available with premium power cords</small>



**premium finish**  
**RAL** specify RAL#



## Powder Coat Paint Finishes




**MW** matte white




**CP** champagne



**YO** yellow 1018



**TW** textured white



**BZ** bronze




**RD** red 3020




**BS** brass



**BU** blue 5017




**SS** satin silver



**GM** gun metal



**OR** orange 2011



**TG** textured gray



**BR** brick red



**MN** mint 6019



**BN** brown 8023



**GR** green 6018



**MB** military blue



**PL** purple 4005

For accurate color verification, actual finish samples are available upon request.

## Premium Finishes\*



**RAL#**

\*Available on select series. Consult product submittal for availability.

