

job name:
 type:

mere™ spec sheet

driver housing / power head

extruded aluminum with silver anodized or black anodized finish, acts as heat sink as well. also available in painted finishes listed below.

diffuser

6" dia. .100" virgin matte white acrylic cylinder.

bottom lens (optional)

P95 frosted acrylic bottom lens solvent welded to bottom of cylindrical diffuser.

LED module

COB array in 2700K, 3000K, 3500K, or 4000K. (call factory for 5000K) (80+ cri standard) optional 90cri (see below). under normal operating conditions, the LEDs employed are rated for >50,000hrs L70 (6.8K) per IES TM-21 from LM-80 test data.

driver

integral, programmable, UL class P, class 2, universal input (120-277v), constant current, 0-10v dimming, 1% minimum dimming level, PF >.9, THD <20%, protections include open and short circuit, overload and over temperature.

mounting

5" dia. spun steel canopy in satin white with single or dual stainless steel cables and field adjustable grippers that allow for exact AFF mounting heights.

premium mountings

colored cloth cord (optional)

extruded aluminum canopy painted to match fixture. ultrathin vertical stainless steel cable and field adjustable gripper that allow for exact AFF mounting heights. cloth-covered power cord color options listed below. cord requires special stripping tool (link).

power over cable (optional)

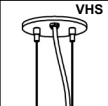
extruded aluminum canopy painted to match fixture. Class 2 LED powered suspension system that suspends and powers the fixture with thin stainless steel copper-core conductive cables, providing a clean look without the need for a separate power cord. powered suspension requires cable cutter (link) specifically designed to cut stainless steel aircraft cable from 1/32" to 1/8".

emergency

recommend use of inverter (by other). optional WREM: wired for remote EM battery (by other). if using WHPC, SBPC, or BKPC cords, 2nd power cord required.

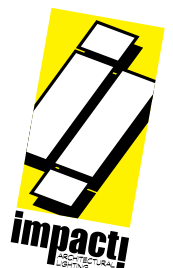




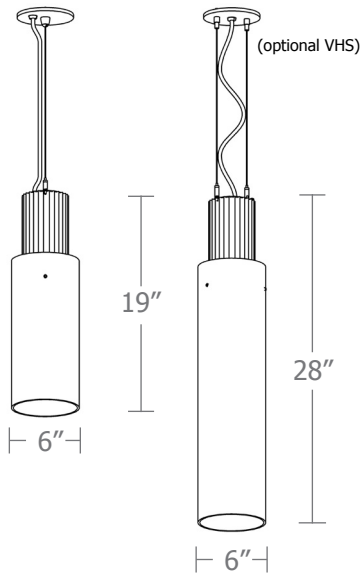
catalog number

| size | CCT | lumens | powerhead finish | power cord | options |
|--------------------------------|-----------------|--|---------------------------|--|---|
| P2519 6" dia X 19"ht | 27 2700K | FX 1660 lm | AN silver anodized | WHPC white power cord and canopy | 3FT 36" cable |
| | 30 3000K | LO 2300 lm | ANB anodized black | BKPC black power cord and canopy | 6FT 72" cable |
| | 35 3500K | HI 3200 lm | painting finish | SBPC silver braid power cord and white canopy | 12FT 144" cable* |
| P2528 6" dia X 28"ht | 40 4000K | HX 4100 lm | BN brown | premium (driver canopy required) (not available w/ 12ft option) | 90CRI |
| | | CL* xxxx lm <small>* custom lumens consult factory</small> | BR brick red | BUPC blue cloth cord | BL frosted acrylic bottom lens, solvent welded. |
| | | | BS brass | ORPC orange cloth cord | VHS 2-point vertical hanging system |
| | | | BU blue | PLPC purple cloth cord | WREM wired for remote EM battery pack (by other) (see note above) |
| | | | BZ bronze | RDPC red cloth cord | <small>*not available with premium power cords</small> |
| | | | CP champagne | WGPC white & gray dot cloth cord |  |
| | | | GM gun metal | POC power over cable | |
| | | | GR green | | |
| | | | MB military blue | | |
| | | | MN mint | | |
| | | | MW matte white | | |
| | | | OR orange | | |
| | | | PL purple | | |
| | | | RD red | | |
| | | | SS satin silver | | |
| | | | TG textured gray | | |
| | | | TW textured white | | |
| | | | YO yellow | | |

premium finish

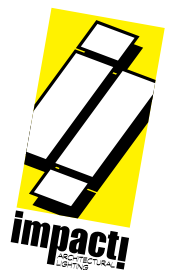
RAL specify RAL#






| Cat No | Delivered Lumens* | Watts | | Amps | |
|-----------------|-------------------|------------------|------|------|--|
| | | 120V / 277V | 120V | 277V | |
| P2519 FX | 1660 | 14 | .12 | .05 | |
| P2519 LO | 2300 | 20 | .17 | .07 | |
| | | ies file # 17553 | | | |
| P2519 HI | 3200 | 29 | .24 | .10 | |
| P2519 HX | 4100 | 38 | .32 | .14 | |
| P2528 FX | 1660 | 14 | .12 | .05 | |
| P2528 LO | 2300 | 20 | .17 | .07 | |
| P2528 HI | 3200 | 29 | .24 | .10 | |
| | | ies file # 17558 | | | |
| P2528 HX | 4100 | 38 | .32 | .14 | |

*delivered lumens based on 4000K, 80+ cri (90cri multiplier .83)
BL multiplier .90



Powder Coat Paint Finishes




MW matte white




CP champagne



YO yellow 1018



TW textured white



BZ bronze




RD red 3020




BS brass



BU blue 5017




SS satin silver



GM gun metal



OR orange 2011



TG textured gray



BR brick red



MN mint 6019



BN brown 8023



GR green 6018



MB military blue



PL purple 4005

For accurate color verification, actual finish samples are available upon request.

Premium Finishes*



RAL#

*Available on select series. Consult product submittal for availability.

