

job name:
 type:

8"/12" imago ii™ spec sheet

driver housing / power head

extruded aluminum with silver anodized or black anodized finish, acts as heat sink as well. also available in painted finishes listed below.

reflector

.064 spun aluminum parabolic reflector with rolled bottom edge for added strength and anodized paint finish, held in place with socket cap screws. includes highly reflective matte white segmented internal insert for optimal fixture efficiency.

LED module

COB array in 2700K, 3000K, 3500K, or 4000K. (call factory for 5000K) (80+ cri standard) optional 90cri (see below). under normal operating conditions, the LEDs employed are rated for >50,000hrs L70 (6.8K) per IES TM-21 from LM-80 test data.

driver

integral, programmable, UL class P, class 2, universal input (120-277v), constant current, 0-10v dimming, 1% minimum dimming level, PF >.9, THD <20%, protections include open and short circuit, overload and over temperature.

mounting

5" dia. spun steel canopy in satin white with single or dual stainless steel cables and field adjustable grippers that allow for exact AFF mounting heights.

premium mountings

colored cloth cord (optional)

extruded aluminum canopy painted to match fixture. ultrathin vertical stainless steel cable and field adjustable gripper that allow for exact AFF mounting heights. cloth-covered power cord color options listed below. cord requires special stripping tool (link).

power over cable (optional)

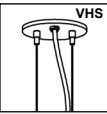
extruded aluminum canopy painted to match fixture. Class 2 LED powered suspension system that suspends and powers the fixture with thin stainless steel copper-core conductive cables, providing a clean look without the need for a separate power cord. powered suspension requires cable cutter (link) specifically designed to cut stainless steel aircraft cable from 1/32" to 1/8".

emergency

recommend use of inverter (by other). optional WREM: wired for remote EM battery (by other). if using WHPC, SBPC or BKPC cords, 2nd power cord required.




catalog number

size	CCT	lumens	powerhead finish	power cord	options
P3108 8" dia X 17.5"ht	27 2700K	FX 1480 lm	AN silver anodized	WHPC white power cord and canopy	3FT 36" cable
	30 3000K	LO 2120 lm	ANB anodized black	BKPC black power cord and canopy	6FT 72" cable
	35 3500K	HI 3000 lm	painting finish	SBPC silver braid power cord and white canopy	12FT 144" cable*
P3112 12" dia X 21"ht <small>See p.2 for info on P3116</small>	40 4000K	HX 3900 lm	BN brown	premium (driver canopy required) (not available w/ 12ft option)	90CRI
		CL* xxxx lm <small>* custom lumens consult factory</small>	BR brick red	BUPC blue cloth cord	BL frosted acrylic bottom lens, solvent welded.
			BS brass	ORPC orange cloth cord	PTRSB Painted reflector satin black finish
			BU blue	PLPC purple cloth cord	VHS 2-point vertical hanging system
			BZ bronze	RDPC red cloth cord	WREM wired for remote EM battery pack (by other) (see note above)
			CP champagne	WGPC white & gray dot cloth cord	<small>*not available with premium power cords</small>
			GM gun metal	POC power over cable	
			GR green		
			MB military blue		
			MN mint		
			MW matte white		
			OR orange		
			PL purple		
			RD red		
			SS satin silver		
			TG textured gray		
			TW textured white		
			YO yellow		

premium finish

RAL specify RAL#



job name:
 type:

16" imago ii™ spec sheet

driver housing / power head

extruded aluminum with silver anodized or black anodized finish, acts as heat sink as well. also available in painted finishes listed below.

reflector

.064 spun aluminum parabolic reflector with rolled bottom edge for added strength and anodized paint finish, held in place with socket cap screws. includes highly reflective matte white segmented internal insert for optimal fixture efficiency.

LED module

COB array in 2700K, 3000K, 3500K, or 4000K. (call factory for 5000K) (80+ cri standard) optional 90cri (see below). under normal operating conditions, the LEDs employed are rated for >50,000hrs L70 (6.8K) per IES TM-21 from LM-80 test data.

driver

integral, programmable, UL class P, class 2, universal input (120-277v), constant current, 0-10v dimming, 1% minimum dimming level, PF >.9, THD <20%, protections include open and short circuit, overload and over temperature.

mounting

5" dia. spun steel canopy in satin white with single or dual stainless steel cables and field adjustable grippers that allow for exact AFF mounting heights.

premium mountings

colored cloth cord (optional)

extruded aluminum canopy painted to match fixture. ultrathin vertical stainless steel cable and field adjustable gripper that allow for exact AFF mounting heights. cloth-covered power cord color options listed below. cord requires special stripping tool (link).

power over cable (optional)

extruded aluminum canopy painted to match fixture. Class 2 LED powered suspension system that suspends and powers the fixture with thin stainless steel copper-core conductive cables, providing a clean look without the need for a separate power cord. powered suspension requires cable cutter (link) specifically designed to cut stainless steel aircraft cable from 1/32" to 1/8".


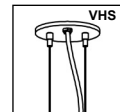
emergency

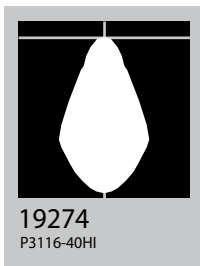

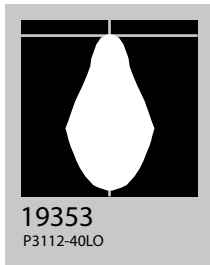


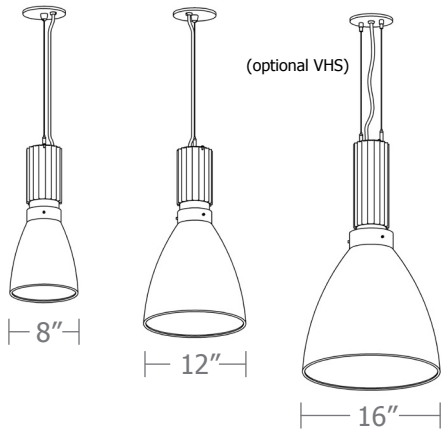
recommend use of inverter (by other). optional WREM: wired for remote EM battery (by other). if using WHPC, SBPC, or BKPC cords, 2nd power cord required.



catalog number

P3116					
size	CCT	lumens	powerhead finish	power cord	options
P3116 16"dia X 28"ht	27 2700K	FX 2120 lm	AN silver anodized	WHPC white power cord and canopy	3FT 36" cable
	30 3000K	LO 3000 lm	ANB anodized black	BKPC black power cord and canopy	6FT 72" cable
	35 3500K	HI 3900 lm	Painted finish	SBPC silver braid power cord and white canopy	12FT 144" cable*
	40 4000K	HX 5000 lm	BN brown	premium (driver canopy required) (not available w/ 12ft option)	90CRI
		CL* xxxx lm *custom lumens consult factory	BR brick red	BUPC blue cloth cord	BL frosted acrylic bottom lens, solvent welded.
			BS brass	ORPC orange cloth cord	PTRSB Painted reflector satin black finish
			BU blue	PLPC purple cloth cord	VHS 2-point vertical hanging system
			BZ bronze	RDPC red cloth cord	WREM wired for remote EM battery pack (by other) (see note above)
			CP champagne	WGPC white & gray dot cloth cord	*not available with premium power cords
			GM gun metal	POC power over cable	
			GR green		
			MB military blue		
			MN mint		
			MW matte white		
			OR orange		
			PL purple		
			RD red		
			SS satin silver		
			TG textured gray		
			TW textured white		
			YO yellow		







Cat No	Delivered Lumens*	Watts		Amps	
		120V / 277V	120V	277V	

P3108 FX	1480	14	.12	.05
P3108 LO	2120	20	.17	.07
		ies file # 17551		
P3108 HI	3000	29	.24	.10
		ies file # 19344		
P3108 HX	3900	38	.32	.14
P3112 FX	1480	14	.12	.05
P3112 LO	2120	20	.17	.07
		ies file # 19353		
P3112 HI	3000	29	.24	.10
		ies file # 17629		
P3112 HX	3900	38	.32	.14
P3116 FX	2120	20	.17	.07
P3116 LO	3000	29	.24	.10
P3116 HI	3900	38	.32	.14
		ies file # 19274		
P3116 HX	5000	44	.37	.16

*delivered lumens based on 4000K, 80+ cri (90cri multiplier .83)
BL multiplier .90



Powder Coat Paint Finishes




MW matte white




CP champagne



YO yellow 1018



TW textured white



BZ bronze




RD red 3020




BS brass



BU blue 5017




SS satin silver



GM gun metal



OR orange 2011



TG textured gray



BR brick red



MN mint 6019



BN brown 8023



GR green 6018



MB military blue



PL purple 4005

For accurate color verification, actual finish samples are available upon request.

Premium Finishes*



RAL#

*Available on select series. Consult product submittal for availability.

