

job name:
 type:

imago.ii™ LED spec sheet

driver housing

extruded aluminum with silver anodized or black anodized finish, acts as heat sink as well. also available in painted finishes listed below.

reflector

.064 spun aluminum parabolic reflector with rolled bottom edge for added strength and silver anodized finish, held in place with socket cap screws. includes highly reflective matte white segmented internal insert for optimal fixture efficiency.

efficiency

center beam power greater than compact fluorescent with up to 60% less energy consumption. constant current driver operates LED consistently, regulating the current flow through it to produce the most consistent light output and efficiency. constant current driver protects LEDs from voltage fluctuations in the building power system, eliminating stress from over voltage, inrush surges, and flicker from voltage fluctuations, assuring long service life.

modular construction

Molex solder-less holder allows for LED module replacement in the field. modular fixture design allows driver to be replaced in the field.

LED module

COB array in 3000K, 3500K, or 4000K (80 cri). under normal operating conditions, the LEDs employed are rated for >36,000hrs L70 (6.8K) per IES TM-21 from LM-80 test data, and 71,000hrs L70 projected life. contact factory for 90CRI options. white power cord is standard with other color options listed below.

driver

integral, class 2 power unit, built-in active PFC function, universal input (up to 305 vac), 10% minimum dimming level, PF >92, THD <20% at full load, >418khrs MTBF, protections include short circuit, over current, over voltage and over temperature. wired for 1-10v dimming from factory.

mounting

5"dia. spun steel canopy in satin white with single or optional dual 12ft stainless steel cables and field adjustable grippers that allow for exact AFF mounting heights.

emergency

emergency not available. if required, recommend use of inverter (by other).



catalog number

--	--	--	--

size

C3108 8"dia X 17.5"ht
C3112 12"dia X 21"ht
C3116 16"dia X 28"ht

LED array

30FX 3000K
30LO 3000K
30HI 3000K
35FX 3500K
35LO 3500K
35HI 3500K
40FX 4000K
40LO 4000K
40HI 4000K

powerhead finish

AN silver anodized
ANB anodized black

painted finish


BR brick red
BU blue
BZ bronze
CP champagne
MB military blue
MN mint
MW matte white
OR orange
RD red
SS satin silver
TG textured gray
TW textured white
YO yellow

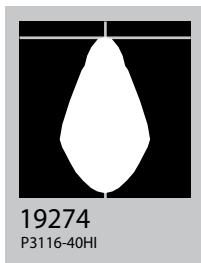
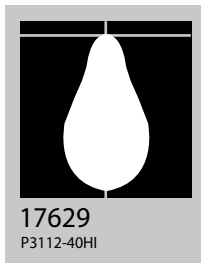

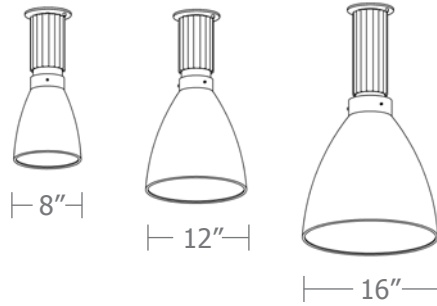
premium finish

RAL specify RAL#

options


PTRSB Painted reflector satin black finish
BL Frosted acrylic bottom lens with 3 finger holes






Cat No	Delivered Lumens	Watts		Amps	
		120V	277V	120V	277V
C3108 FX		17	17	.17	.07
4000K	1087				
3500K	1022				
3000K	935				
C3108 LO		27	27	.23	.10
4000K	1591				
3500K	1496				
3000K	1368				
C3108 HI		35	35	.29	.13
4000K	2468	ies file # 19344			
3500K	2320				
3000K	2122				
C3112 FX		17	17	.17	.07
4000K	1221				
3500K	1148				
3000K	1050				
C3112 LO		27	27	.23	.10
4000K	1787	ies file # 19353			
3500K	1680				
3000K	1537				
C3112 HI		35	35	.29	.13
4000K	2772	ies file # 17629			
3500K	2606				
3000K	2384				
C3116 FX		17	17	.17	.07
4000K	1231				
3500K	1158				
3000K	1059				
C3116 LO		27	27	.23	.10
4000K	1802				
3500K	1694				
3000K	1550				
C3116 HI		35	35	.29	.13
4000K	2796	ies file # 19274			
3500K	2628				
3000K	2405				


Powder Coat Paint Finishes



MW matte white



TW textured white



CP champagne



YO yellow 1018



RD red 3020



BZ bronze



BU blue 5017



SS satin silver



BR brick red



OR orange 2011



TG textured gray



MB military blue



MN mint 6019

For accurate color verification, actual finish samples are available upon request.

Premium Finishes*



RAL#

For accurate color verification, actual finish samples are available upon request.

*Available on select series. Consult product spec sheet for availability.

