

job name:
 type:

8"/12" imago ii™ ceiling spec sheet

driver housing / power head

extruded aluminum with silver anodized or black anodized finish, acts as heat sink as well. also available in painted finishes listed below.

reflector

.064 spun aluminum parabolic reflector with rolled bottom edge for added strength and anodized paint finish, held in place with socket cap screws. includes highly reflective matte white segmented internal insert for optimal fixture efficiency.

modular construction

integrated solder-less holder provides superior connectivity and allows for LED module replacement in the field. modular fixture design allows driver to be replaced in the field.

LED module

COB array in 2700K, 3000K, 3500K, or 4000K. (call factory for 5000K) (80+ cri standard) optional 90cri (see below). under normal operating conditions, the LEDs employed are rated for >50,000hrs L70 (6.8K) per IES TM-21 from LM-80 test data.

driver

integral, programmable, UL class P, class 2, universal input (120-277v), constant current, 0-10v dimming, 1% minimum dimming level, PF >.9, THD <20%, protections include open and short circuit, overload and over temperature.

mounting

mounts to standard j-box (by other).

emergency

recommend use of inverter (by other).
 optional WREM: wired for remote EM battery (by other).



catalog number

--	--	--	--	--

size

C3108
8" dia X 17.5" ht

C3112
12" dia X 21" ht

See p.2
for info on
C3116

CCT

27 2700K

30 3000K

35 3500K

40 4000K

lumens

FX 1480 lm

LO 2120 lm

HI 3000 lm

HX 3900 lm

CL* xxxx lm
* custom lumens
consult factory

powerhead finish

AN silver anodized

ANB anodized black

painted finish

BN brown

BR brick red

BS brass

BU blue

BZ bronze

CP champagne

GM gun metal

GR green

MB military blue

MN mint

MW matte white

OR orange

PL purple

RD red

SS satin silver

TG textured gray

TW textured white

YO yellow

premium finish

RAL specify RAL#

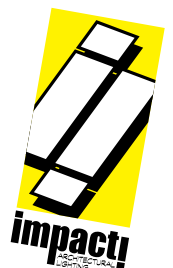
options

90CRI

BL frosted acrylic
bottom lens,
solvent welded.

PTRSB Painted reflector
satin black finish

WREM wired for remote
EM battery pack
(by other)



job name:
 type:

16" imago ii™ ceiling spec sheet

driver housing / power head

extruded aluminum with silver anodized or black anodized finish, acts as heat sink as well. also available in painted finishes listed below.

reflector

.064 spun aluminum parabolic reflector with rolled bottom edge for added strength and anodized paint finish, held in place with socket cap screws. includes highly reflective matte white segmented internal insert for optimal fixture efficiency.

modular construction

integrated solder-less holder provides superior connectivity and allows for LED module replacement in the field. modular fixture design allows driver to be replaced in the field.

LED module

COB array in 2700K, 3000K, 3500K, or 4000K. (call factory for 5000K) (80+ cri standard) optional 90cri (see below). under normal operating conditions, the LEDs employed are rated for >50,000hrs L70 (6.8K) per IES TM-21 from LM-80 test data.

driver

integral, programmable, UL class P, class 2, universal input (120-277v), constant current, 0-10v dimming, 1% minimum dimming level, PF >.9, THD <20%, protections include open and short circuit, overload and over temperature.

mounting

mounts to standard j-box (by other).

emergency

recommend use of inverter (by other).
 optional WREM: wired for remote EM battery (by other).



catalog number

--	--	--	--	--

size
C3116
 16"dia X 28"ht

CCT
27 2700K
30 3000K
35 3500K
40 4000K


lumens
FX 2120 lm
LO 3000 lm
HI 3900 lm
HX 5000 lm
CL* xxxx lm
* custom lumens consult factory



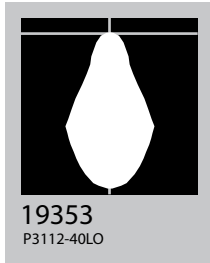


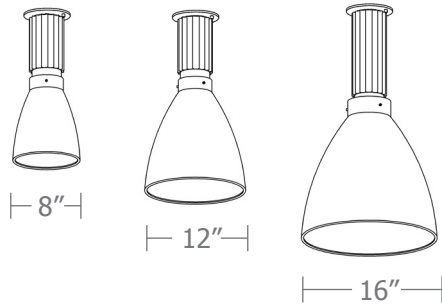
powerhead finish
AN silver anodized
ANB anodized black

painted finish
BN brown
BR brick red
BS brass
BU blue
BZ bronze
CP champagne
GM gun metal
GR green
MB military blue
MN mint
MW matte white
OR orange
PL purple
RD red
SS satin silver
TG textured gray
TW textured white
YO yellow

premium finish
RAL specify RAL#


options
90CRI
BL frosted acrylic bottom lens, solvent welded.
PTRSB Painted reflector satin black finish
WREM wired for remote EM battery pack (by other)






Cat No	Delivered Lumens*	Watts		Amps	
		120V / 277V	120V	277V	
C3108 FX	1480	14	.12	.05	
C3108 LO	2120	20	.17	.07	
		ies file # 17551			
C3108 HI	3000	29	.24	.10	
		ies file # 19344			
C3108 HX	3900	38	.32	.14	
C3112 FX	1480	14	.12	.05	
C3112 LO	2120	20	.17	.07	
		ies file # 19353			
C3112 HI	3000	29	.24	.10	
		ies file # 17629			
C3112 HX	3900	38	.32	.14	
C3116 FX	2120	20	.17	.07	
C3116 LO	3000	29	.24	.10	
C3116 HI	3900	38	.32	.14	
		ies file # 19274			
C3116 HX	5000	44	.37	.16	

*delivered lumens based on 4000K, 80+ cri (90cri multiplier .83)
BL multiplier .90



Powder Coat Paint Finishes




MW matte white




CP champagne



YO yellow 1018



TW textured white



BZ bronze




RD red 3020




BS brass



BU blue 5017




SS satin silver



GM gun metal



OR orange 2011



TG textured gray



BR brick red



MN mint 6019



BN brown 8023



GR green 6018



MB military blue



PL purple 4005

For accurate color verification, actual finish samples are available upon request.

Premium Finishes*



RAL#

*Available on select series. Consult product submittal for availability.

