

job name:   
 type:

## tiki™ fluorescent spec sheet

### material

#### housing

two-piece precision CNC spun .063" aluminum. parabolic downlight component with rolled bottom edge for added strength. inverted bell uplight element.

#### downlight socket platform

.063" spun aluminum powder coat painted high reflective white.

#### bottom lens (optional)

.125" frosted acrylic with lamp access hole. concave or convex reversible installation.

### optics

#### standard housing

.063" matte anodized finish to reduce lamp image.

#### painted housing

additional .020" segmented aluminum reflector insert in diffuse 949MD haze finish to reduce lamp image.

### electrical

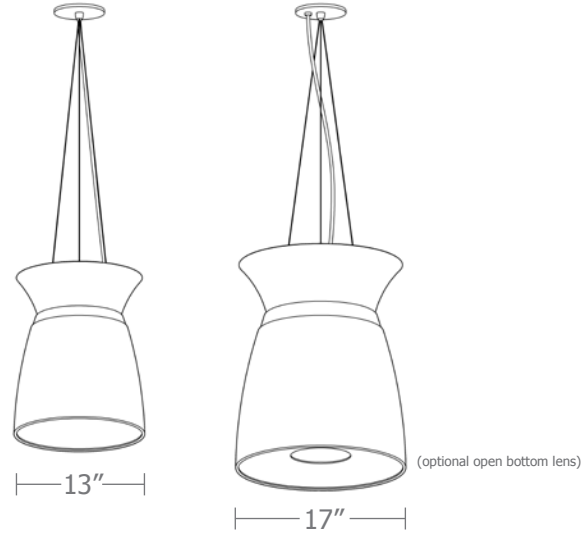
factory installed universal voltage (120-277v), thermally protected, class P, electronic ballast. white power cord is standard with other color options listed below.

### mounting

5"dia. spun steel canopy in satin white with 6ft stainless steel cable tripod and field adjustable grippers that allow for exact AFF mounting heights.

### finish

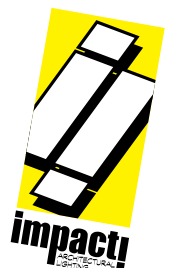
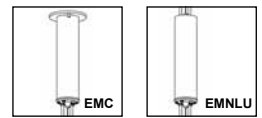
standard is silver anodized finish. optionally, select from standard powder coat paint finishes or specify RAL# for custom colors.




## catalog number

--	--	--	--	--	--

size	direct	indirect	painted finishes	options
<b>P5113</b> 13"dia X 16"ht	(13") <b>126</b> 1-26W CFTR (labeled max.)	(13") <b>NUL</b> no uplight	<b>AP</b> anodized paint	<b>EMCU</b> Bodine® emergency ballast 120-277v Remote mounted at canopy; max. 5' suspension
<b>P5117</b> 17"dia X 21"ht	(13") <b>132</b> 1-32W CFTR (labeled max.) <b>142</b> 1-42W CFTR (interchangeable 26/32/42W) (ies file #16496) (ies file #16497 w/ 1@ 13W uplight)	<b>113</b> 1-13W CFQ <b>126</b> 1-26W CFTR (labeled max.) <b>132</b> 1-32W CFTR (labeled max.) <b>142</b> 1-42W CFTR (interchangeable 26/32/42)	<b>BR</b> brick red <b>BU</b> blue <b>BZ</b> bronze <b>CP</b> champagne <b>MB</b> military blue <b>MN</b> mint <b>MW</b> matte white <b>OR</b> orange <b>RD</b> red <b>SB</b> satin black <b>SS</b> satin silver <b>TG</b> textured gray <b>TW</b> textured white <b>YO</b> yellow	<b>EMNLU</b> Bodine® emergency ballast 120-277v mounted in-line above standard ballast housing <b>BKPC</b> Black power cord and canopy <b>SBPC</b> Silver braid power cord and white canopy <b>OBL</b> Open bottom lens
	(17") <b>226</b> 2-26W CFTR (labeled max.) <b>232</b> 2-32W CFTR (labeled max.) <b>242</b> 2-42W CFTR (interchangeable 26/32/42W)	(17") <b>NUL</b> no uplight <b>126</b> 1-26W CFTR (labeled max.) <b>132</b> 1-32W CFTR (labeled max.) <b>142</b> 1-42W CFTR (interchangeable 26/32/42W)	<b>EMCU</b> emergency ballast <b>EMNLU</b> emergency ballast	
			<b>premium finish</b> <b>RAL</b> specify RAL# <b>AN</b> silver anodized* *min. order required	



## Powder Coat Paint Finishes




**MW** matte white



**SB** satin black



**YO** yellow 1018



**TW** textured white



**CP** champagne



**RD** red 3020



**AP** anodized paint



**BZ** bronze



**BU** blue 5017



**SS** satin silver



**BR** brick red



**OR** orange 2011



**TG** textured gray



**MB** military blue



**MN** mint 6019

For accurate color verification, actual finish samples are available upon request.

## Premium Finishes



**RAL#**

