

job name:   
 type:

## wāf.r™ fluorescent spec sheet

### material

#### trim ring

precision CNC spun .063" aluminum. rolled bottom edge for added strength.

#### diffuser

.187" virgin matte white acrylic lens held in place with allen key set screws recessed into trim ring.

### optics

#### reflector

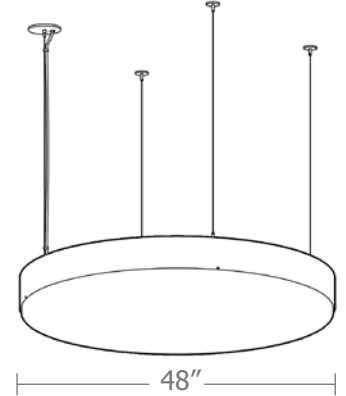
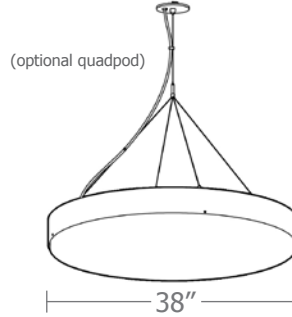
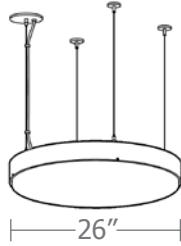
segmented 22 gauge aluminum painted powder coat white.

### electrical

pre-wired for single circuit with factory installed universal voltage (120-277v), thermally protected, class P, electronic ballast. white power cord is standard with other color options listed below. .

### mounting


5" dia. spun steel canopy in satin white is designed to mount to a 4" octagon junction box (by other). four point vertical suspension of 12 ft long stainless steel cables attach to trim with field adjustable grippers that allow for exact AFF mounting heights. slip ring coupler allows for easy wire connections. optional quadpod to single point cable suspension.




## catalog number

--	--	--	--

size	lamping	finish	options
<b>P5526 (2ft)</b> 26"dia X 5"ht	<b>(2ft)</b> <b>132</b> 1-32W T8U6 <small>(ies file #16800)</small>	<b>AP</b> anodized paint	<b>EM120</b> Bodine® emergency ballast 120v
<b>P5538 (3ft)</b> 38"dia X 6"ht	<b>436</b> 4-36/39W FT/2G11 <small>(ies file #15317)</small>	<b>BR</b> brick red	<b>EM277</b> Bodine® emergency ballast 277v
<b>P5548 (4ft)</b> 48"dia X 7"ht	<b>(3ft)</b> <b>332</b> 3-32W T8U61 <small>(ies file #16798)</small>	<b>BU</b> blue	<b>QPD</b> Quad Pod Suspension
	<b>614</b> 6-14W T5	<b>BZ</b> bronze	<b>BKPC</b> Black power cord and canopy
	<b>624</b> 6-24W T5HO <small>(ies file #16799)</small>	<b>CP</b> champagne	<b>SBPC</b> Silver braid power cord and white canopy
	<b>640</b> 6-40W FT/2G11	<b>MB</b> military blue	
	<b>(4ft)</b> <b>532</b> 5-32W T8U6 <small>(ies file #16796)</small>	<b>MN</b> mint	
	<b>321</b> 3-21W + (4) 14W T5	<b>MW</b> matte white	
	<b>339</b> 3-39W + (4) 24W T5HO <small>(ies file #16797)</small>	<b>OR</b> orange	
	<b>840</b> 8-40W FT/2G11	<b>RD</b> red	
		<b>SB</b> satin black	
		<b>SS</b> satin silver	
		<b>TG</b> textured gray	
		<b>TW</b> textured white	
		<b>YO</b> yellow	
		<b>Premium Finish</b>	
		<b>BA</b> brushed aluminum	
		<b>RAL</b> specify RAL#	
		<b>KNP</b> knotty pine	
		<b>MED</b> mediterranean	
		<b>MHG</b> mahogany	
		<b>MPL</b> maple	
		<b>WAL</b> walnut	
		<small>(extended lead time typical for wood finishes)</small>	



## Powder Coat Paint Finishes




**MW** matte white




**SB** satin black



**YO** yellow 1018



**TW** textured white



**CP** champagne



**RD** red 3020



**AP** anodized paint



**BZ** bronze



**BU** blue 5017



**SS** satin silver



**BR** brick red



**OR** orange 2011



**TG** textured gray



**MB** military blue



**MN** mint 6019

For accurate color verification, actual finish samples are available upon request.

## Premium Finishes\*



**BA** brushed aluminum



**RAL#**



**MED** mediterranean



**KNP** knotty pine



**MPL** maple



**WAL** walnut



**MHG** mahogany

For accurate color verification, actual finish samples are available upon request.

\*Available on select series. Consult product spec sheet for availability.

(extended lead time typical for wood finishes)

